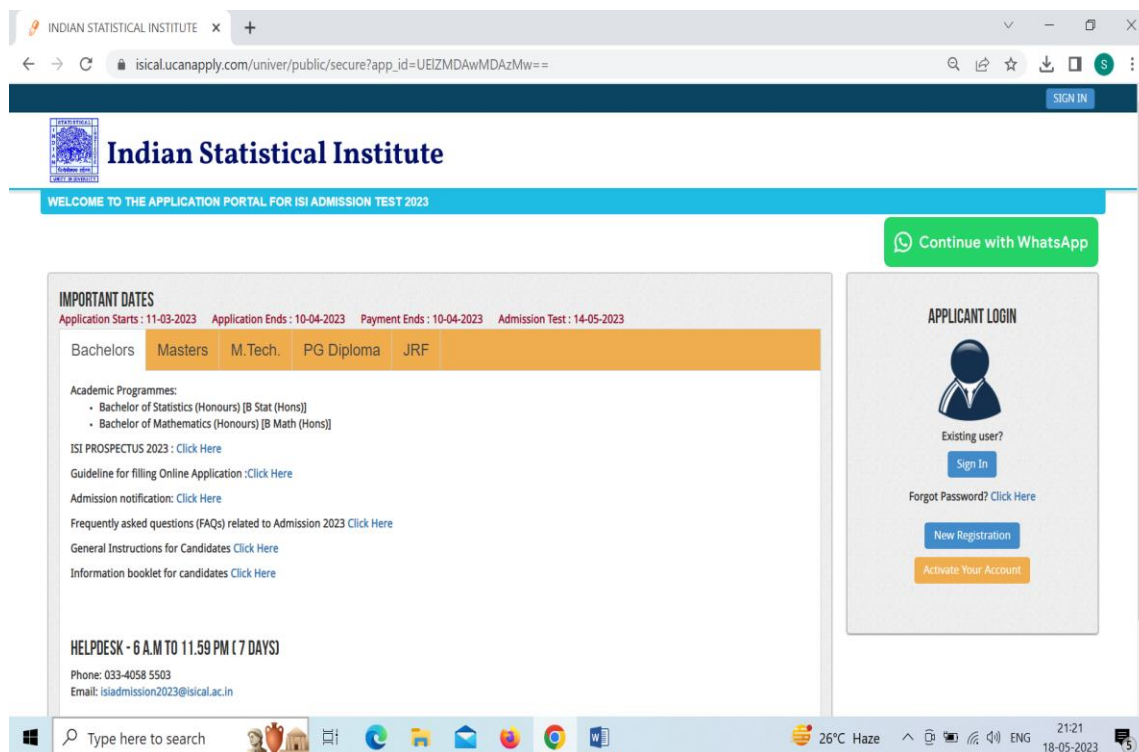


## VIEW AND CHALLENGE OF ANSWER KEYS FOR MCQ-BASED TESTS

- Visit the ISI Application Portal (<https://isical.ucanapply.com>)
- Login with your registered email ID as the user ID.

If you have forgotten your password, then click on the “forgot password” link and reset your password.

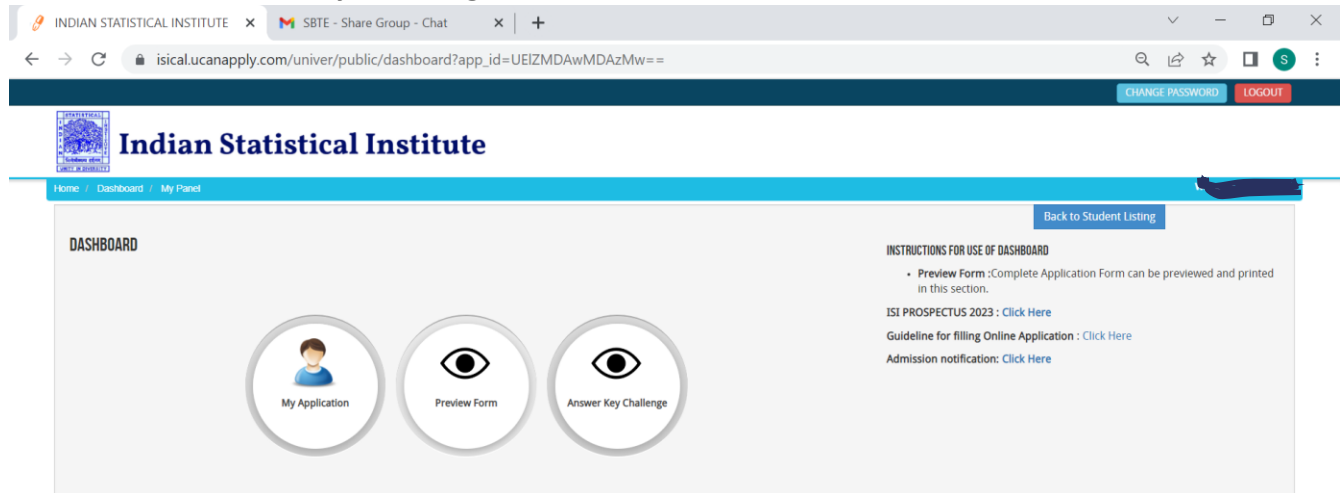
- After login, on your dashboard, you will get an option for “Challenge Answer Key”. When you click on the same, the name of the programme for which you had appeared in the admission test will be displayed. Click on the GO button on the right of the name (of the programme) to view or to take a print of respective Answer Keys, and to challenge one or more answer keys, if you wish.
- Details of the challenge process are given below.



The screenshot shows the ISI Application Portal for ISI Admission Test 2023. The browser address bar displays [isical.ucanapply.com/univer/public/secure?app\\_id=UEIZMDAwMDAzMw==](https://isical.ucanapply.com/univer/public/secure?app_id=UEIZMDAwMDAzMw==). The page features the ISI logo and the text "Indian Statistical Institute". A blue banner reads "WELCOME TO THE APPLICATION PORTAL FOR ISI ADMISSION TEST 2023". A green button labeled "Continue with WhatsApp" is visible. The "IMPORTANT DATES" section lists: Application Starts: 11-03-2023, Application Ends: 10-04-2023, Payment Ends: 10-04-2023, and Admission Test: 14-05-2023. Below this, a navigation bar includes links for Bachelors, Masters, M.Tech., PG Diploma, and JRF. The "Academic Programmes" section lists: Bachelor of Statistics (Honours) [B Stat (Hons)] and Bachelor of Mathematics (Honours) [B Math (Hons)]. Other links include ISI PROSPECTUS 2023, Guideline for filling Online Application, Admission notification, Frequently asked questions (FAQs) related to Admission 2023, General Instructions for Candidates, and Information booklet for candidates. A "HELPDESK - 6 A.M TO 11.59 PM (7 DAYS)" section provides contact information: Phone: 033-4058 5503 and Email: [isladmission2023@isical.ac.in](mailto:isladmission2023@isical.ac.in). The "APPLICANT LOGIN" section includes a user icon, "Existing user?" with a "Sign In" button, "Forgot Password? Click Here", "New Registration", and "Activate Your Account" buttons. The Windows taskbar at the bottom shows the date as 18-05-2023 and time as 21:21.

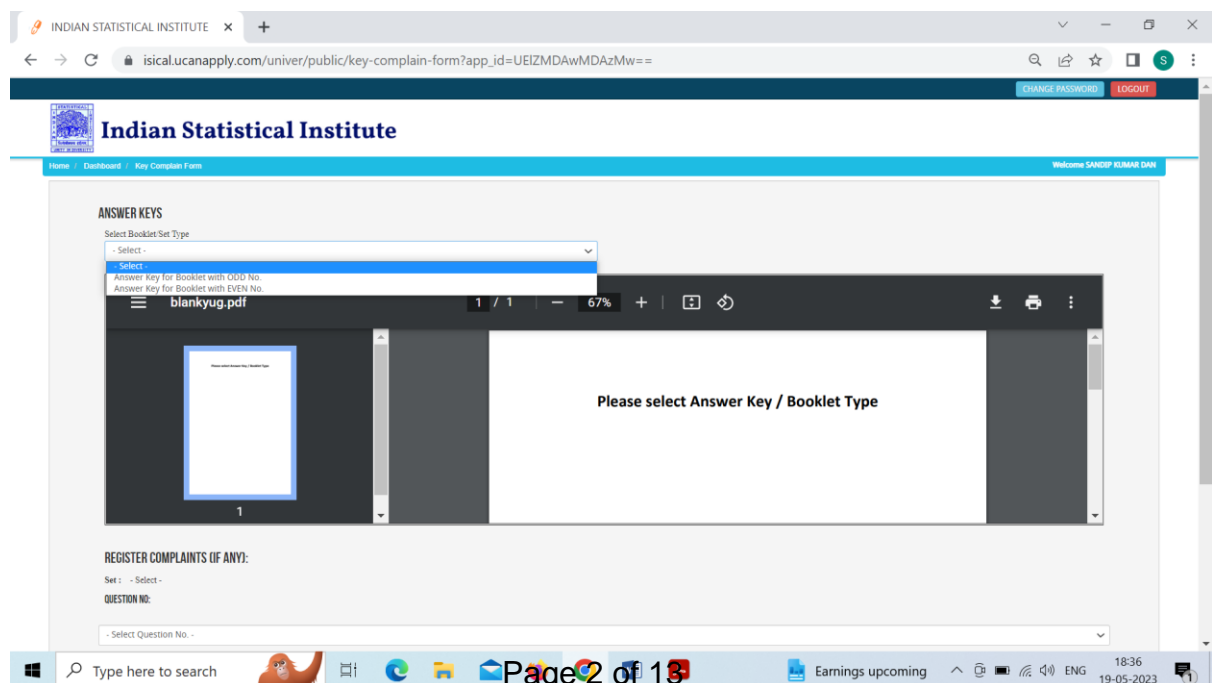


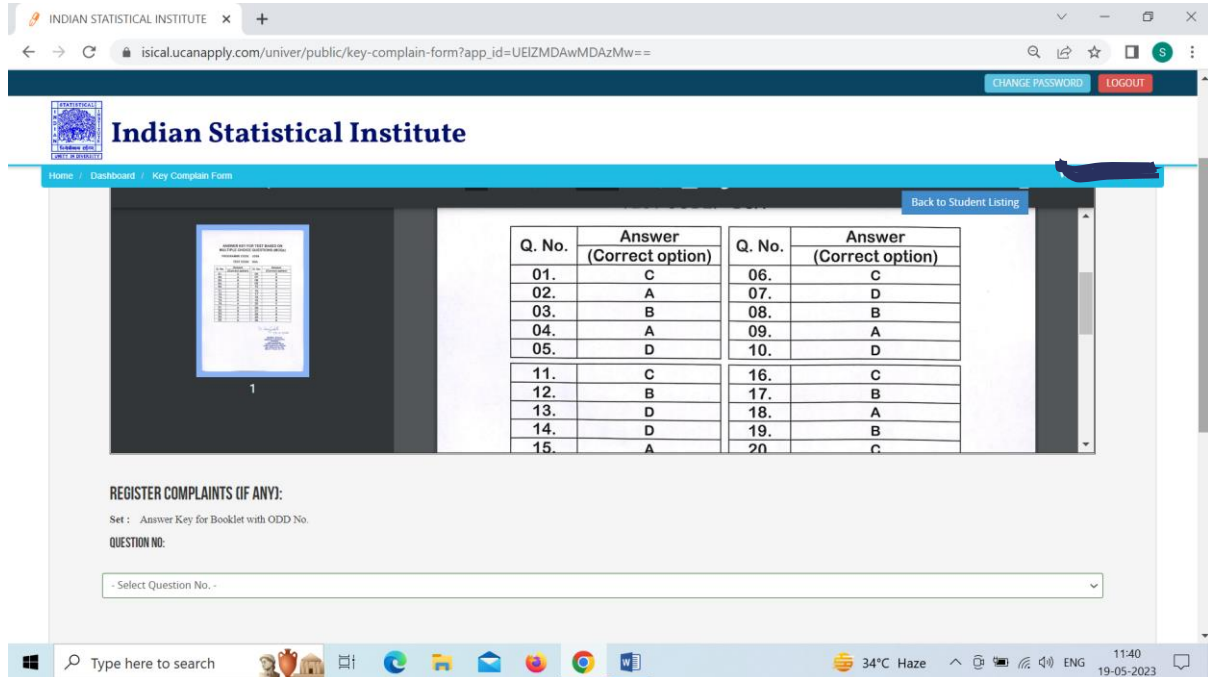
**Step 1: After login, you will view your dashboard which will have a button labeled Answer Key Challenge.**



**Step 2: Click on ANSWER KEY CHALLENGE**

If you click on Answer Key Challenge, the following screen will appear where you will be shown the programme you have applied for. Click on the GO button on the right to go to the next screen. There you should select your Booklet type (ODD or EVEN). The answer key of the selected booklet type will be displayed on the screen.





INDIAN STATISTICAL INSTITUTE

isical.ucanapply.com/univer/public/key-complain-form?app\_id=UEIZMDAwMDAzMw==

CHANGE PASSWORD LOGOUT

Indian Statistical Institute

Home Dashboard Key Complain Form

Back to Student Listing

Q. No.	Answer (Correct option)	Q. No.	Answer (Correct option)
01.	C	06.	C
02.	A	07.	D
03.	B	08.	B
04.	A	09.	A
05.	D	10.	D
11.	C	16.	C
12.	B	17.	B
13.	D	18.	A
14.	D	19.	B
15.	A	20.	C

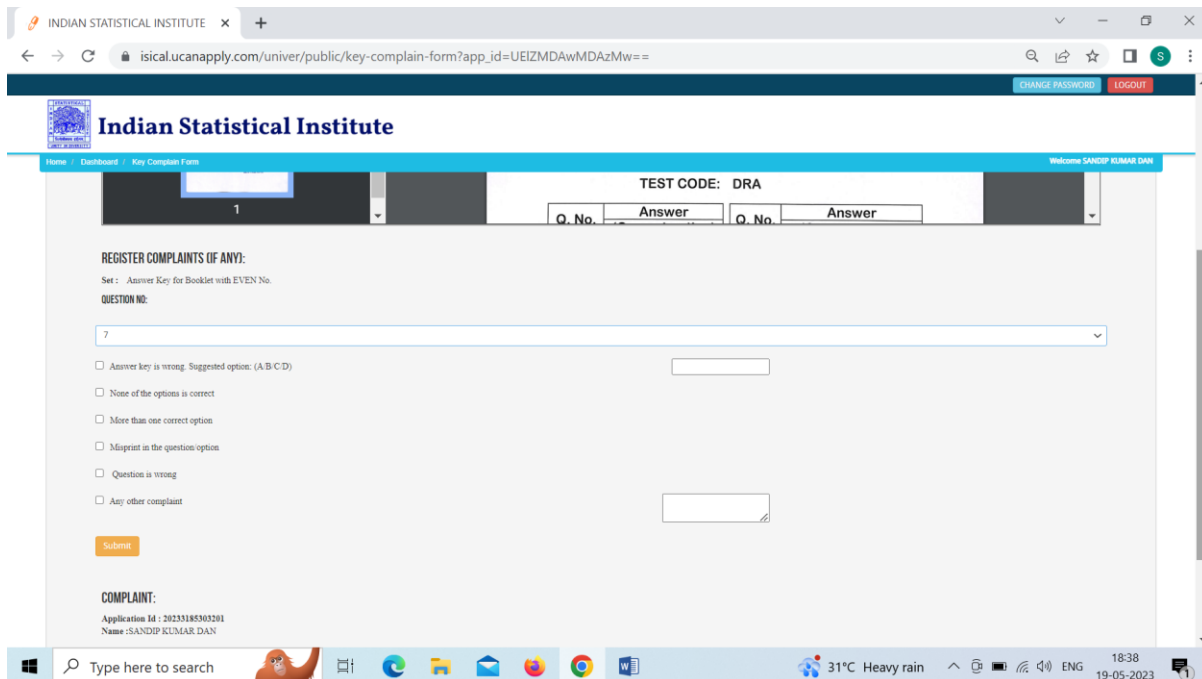
REGISTER COMPLAINTS (IF ANY):

Set : Answer Key for Booklet with ODD No.

QUESTION NO:

- Select Question No. -

While scrolling the above screen, you will get six options for challenge to each selected question. You can select multiple options for each question as per your choice.



INDIAN STATISTICAL INSTITUTE

isical.ucanapply.com/univer/public/key-complain-form?app\_id=UEIZMDAwMDAzMw==

CHANGE PASSWORD LOGOUT

Indian Statistical Institute

Home Dashboard Key Complain Form

Welcome SANDIP KUMAR DAN

TEST CODE: DRA

Q. No.	Answer	Q. No.	Answer
1			

REGISTER COMPLAINTS (IF ANY):

Set : Answer Key for Booklet with EVEN No.

QUESTION NO:

7

☐ Answer key is wrong. Suggested option: (A/B/C/D)

☐ None of the options is correct

☐ More than one correct option

☐ Misprint in the question option

☐ Question is wrong

☐ Any other complaint

Submit

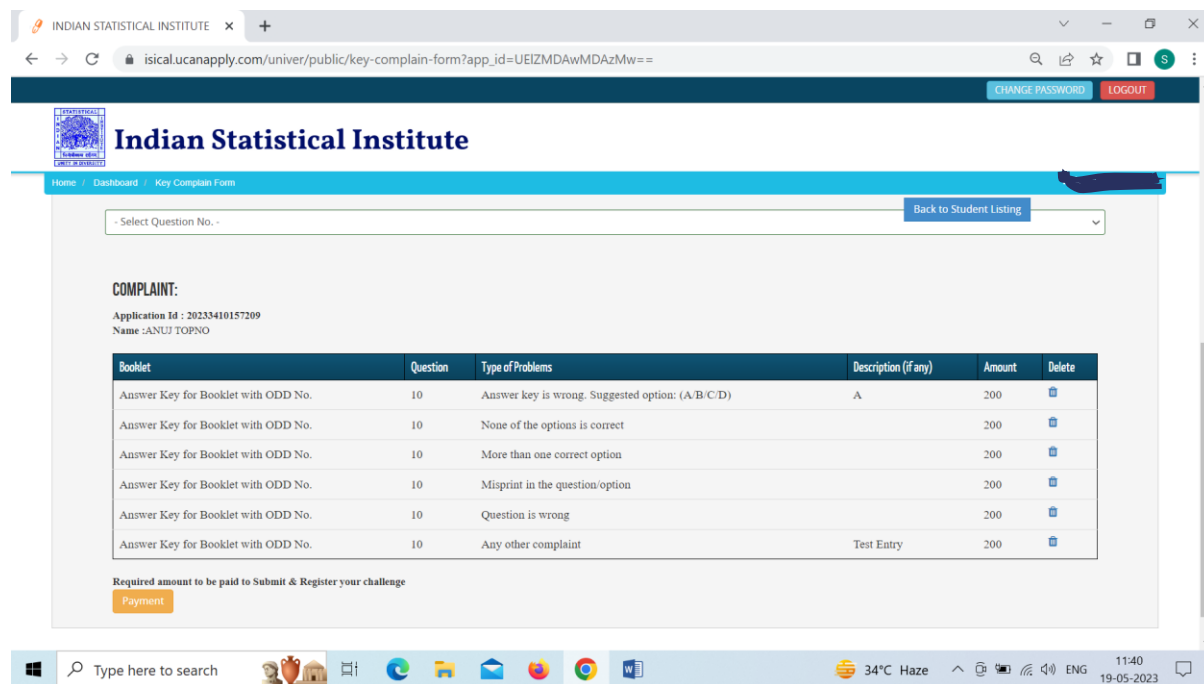
COMPLAINT:

Application Id : 2023185303201

Name : SANDIP KUMAR DAN

## How to challenge Answer Key

At the bottom of the same screen, a dropdown menu will appear where you should select, one at a time, the question number(s) whose answer key(s) you wish to challenge.



INDIAN STATISTICAL INSTITUTE

isical.ucanapply.com/univer/public/key-complain-form?app\_id=UEIZMDAwMDAzMw==

CHANGE PASSWORD LOGOUT

Indian Statistical Institute

Home / Dashboard / Key Complaint Form

- Select Question No. - Back to Student Listing

COMPLAINT:

Application Id : 20233410157209  
Name :ANUJ TOPNO

Booklet	Question	Type of Problems	Description (if any)	Amount	Delete
Answer Key for Booklet with ODD No.	10	Answer key is wrong. Suggested option: (A/B/C/D)	A	200	
Answer Key for Booklet with ODD No.	10	None of the options is correct		200	
Answer Key for Booklet with ODD No.	10	More than one correct option		200	
Answer Key for Booklet with ODD No.	10	Misprint in the question/option		200	
Answer Key for Booklet with ODD No.	10	Question is wrong		200	
Answer Key for Booklet with ODD No.	10	Any other complaint	Test Entry	200	

Required amount to be paid to Submit & Register your challenge

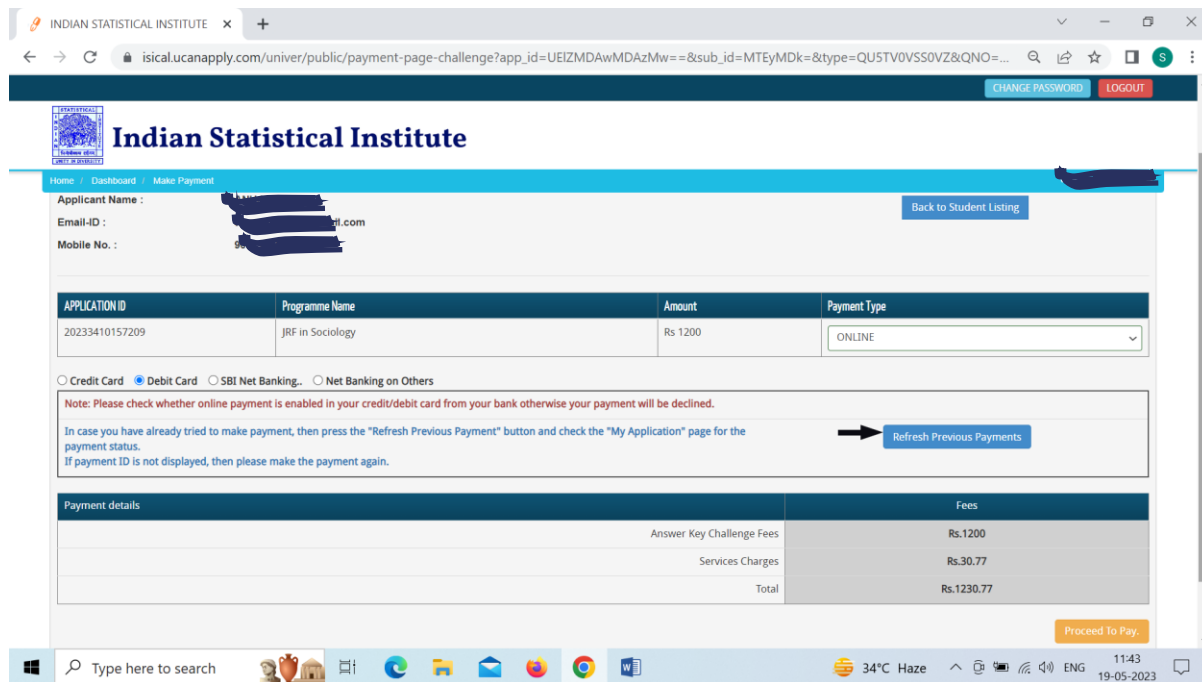
Payment

Once you select a question number, wait for a moment for six challenge options to appear on the screen. You can select one or more of these options. After selection of the options, you must press the **Submit** button to submit one or more challenge(s) against an answer key(s).

Please repeat this process for each question whose answer key you wish to challenge.

Please note that mere submission of challenge(s) against one or more answer key(s) does not automatically ensure evaluation of your challenge(s). Your challenge(s) will be evaluated only after you make the requisite payment before the deadline.

After submission of challenge(s) you will find displayed the list of challenges selected by you along with the amount require to be paid by you. This list has 'Delete' marks at the right-hand side column to allow you to remove one or more challenge(s). Also, you must note that if you want to make multiple challenges against one question, you should do that in a single attempt because selection of the same question number multiple times is not possible.



The screenshot shows the 'Make Payment' page on the Indian Statistical Institute website. The page includes a header with the institute's name and logo, and a navigation bar with links to 'Home', 'Dashboard', and 'Make Payment'. The main content area displays the applicant's details (Name, Email-ID, Mobile No.) and a table of payment details. The table shows the Application ID (20233410157209), Programme Name (JRF in Sociology), Amount (Rs 1200), and Payment Type (ONLINE). Below the table, there are radio buttons for payment methods: Credit Card, Debit Card, SBI Net Banking, and Net Banking on Others. A note states: 'Note: Please check whether online payment is enabled in your credit/debit card from your bank otherwise your payment will be declined.' A button labeled 'Refresh Previous Payments' is visible. At the bottom, there is a 'Proceed to Pay' button. The footer shows the Windows taskbar with the search bar, taskbar icons, and system tray information (34°C Haze, 11:43, 19-05-2023).

Indian Statistical Institute

Home / Dashboard / Make Payment

Applicant Name : [REDACTED]  
Email-ID : [REDACTED]  
Mobile No. : [REDACTED]

Back to Student Listing

APPLICATION ID	Programme Name	Amount	Payment Type
20233410157209	JRF in Sociology	Rs 1200	ONLINE

☐ Credit Card ☒ Debit Card ☐ SBI Net Banking.. ☐ Net Banking on Others

Note: Please check whether online payment is enabled in your credit/debit card from your bank otherwise your payment will be declined.

In case you have already tried to make payment, then press the "Refresh Previous Payment" button and check the "My Application" page for the payment status.  
If payment ID is not displayed, then please make the payment again.

Refresh Previous Payments

Payment details	Fees
Answer Key Challenge Fees	Rs.1200
Services Charges	Rs.30.77
Total	Rs.1230.77

Proceed to Pay

Each challenge attracts a fee of Rupees 200/- plus admissible charges. You can challenge as many answer keys as you wish. However, once you have made the payment no more challenges can be submitted for evaluation. Once you decide that all the challenges have been properly submitted, you may proceed to the next step by pressing the **Proceed to Pay** button. This will take you to the next screen where you will get another chance to review your submitted challenges.



INDIAN STATISTICAL INSTITUTE

isical.ucanapply.com/univer/public/final-payment-challenge?app\_id=UEIZMDAwMDAzMw==&cant\_id=MzQxMDE1Nw==&sub\_id=11209&type=AN...

CHANGE PASSWORD LOGOUT

Indian Statistical Institute

Home / Dashboard / Payment

Back to Student Listing

ONLINE PAYMENT

To proceed with the payment, please click on the 'Pay Now & Submit Application' button below.  
In case you want to cancel the payment process, click on the 'Cancel' button.  
Please note that NO changes in the details furnished by you in the Application form will be possible once you complete the fee payment process.

Summary of Candidate :

Name: [REDACTED]  
Email: [REDACTED]  
Mobile Number: [REDACTED]

Summary of the amount and TDR charges :

As per Banking / Payment Gateway rules, you would be also required to pay the online payment charges [TDR] in addition to the Application Fee as per the details given below:

Amount Payable:	Rs. 1200
Payment Charges [TDR]:	Rs. 30.77
Total Amount to be paid:	Rs. 1230.77

Pay Now Cancel

Note: A printout of the submitted online application form must be retained by the candidate. The same has to be submitted along with self-attested copies of the supporting documents and the payment receipt at the time of interview/counselling/admission, if selected.

Candidates must wait for at least 24 hours to get update about the success of payment. Please check your mail for acknowledgement of successful payment. In case of any payment related issues, if not resolved within 24 hours, please inform us only via email along with your registered email ID, Application ID and your registered mobile number.

If you decide to finalize the challenge submission, then press **Pay Now** button. Else press the **Cancel** button to modify your submission.

Once you press **Pay Now** button at the bottom-right meant for online payment of relevant charges, the following screen will appear from where you can select various modes of online payment.

INDIAN STATISTICAL INSTITUTE

isical.ucanapply.com/univer/public/final-payment-challenge?app\_id=UEIZMDAwMDAzMw==&cant\_id=MzQxMDE1Nw==&sub\_id=11209&type=AN...

CHANGE PASSWORD LOGOUT

Indian Statistical Institute

Home / Dashboard / Payment

Welcome ANUJ TOPNO

Back to Student Listing

ONLINE PAYMENT

To proceed with the payment, please click on the 'Pay Now & Submit Application' button below.  
In case you want to cancel the payment process, click on the 'Cancel' button.  
Please note that NO changes in the details furnished by you in the Application form will be possible once you complete the fee payment process.

Summary of Candidate :

Name: ANUJ TOPNO  
Email: topnoanu001@gmail.com  
Mobile Number: 9097125633

Summary of the amount and TDR charges :

As per Banking / Payment Gateway rules, you would be also required to pay the online payment charges [TDR] in addition to the Application Fee as per the details given below:

Amount Payable:	Rs. 1200
Payment Charges [TDR]:	Rs. 30.77
Total Amount to be paid:	Rs. 1230.77

Pay Now Cancel

Note: A printout of the submitted online application form must be retained by the candidate. The same has to be submitted along with self-attested copies of the supporting documents and the payment receipt at the time of interview/counselling/admission, if selected.

Candidates must wait for at least 24 hours to get update about the success of payment. Please check your mail for acknowledgement of successful payment. In case of any payment related issues, if not resolved within 24 hours, please inform us only via email along with your registered email ID, Application ID and your registered mobile number.

ISI ADMISSION

Razorpay Trusted Business

Debit Card

Pay using Card

Only debit cards supported

Account

Secured by Razorpay

₹ 1230.77

View Details

Pay Now

After you complete the payment, the challenge submission process against answer keys will be completed and your challenge(s) will get evaluated by the concerned committee. Payment made against valid challenges (if any) will be refunded to you after deduction of relevant charges. However, no further communication will be made or entertained. Final answer keys will be announced in the admission website.

## **VIEW AND CHALLENGE OF RECORDED RESPONSE FROM SCANNED OMR SHEETS OF MCQ-BASED TESTS**

This challenge will start after the Answer Key challenge concludes. Please check the ISI admission website for the start date and duration for this challenge and proceed accordingly.

Within the period during which this Challenge option will be available, please log into your account on the ISI Application Portal. On your dashboard, you will find a button labeled CHALLENGE OMR RESPONSE which is meant for challenging recorded response from scanned OMR sheet. Click this button to see your scanned OMR sheet along with the answers recorded by the OMR software.

This (OMR Response) page should help you to verify your responses on the OMR sheet along with the recorded answers. Here, you can use repeatedly '+' and '-' Buttons provided below the scanned OMR sheet, to zoom in or zoom out the display for a clear view. These buttons are shown by red arrows in the illustration given on the next page.

Below the display of the recorded response of your scanned OMR sheet, a dropdown menu is provided where you can select a question number (one at a time) for which you wish to challenge the recorded response. After you select a question number, two alternatives will be displayed. Please select one and type the claimed response in the text box provided alongside this alternative. Finally, press the **Submit** button to register your challenge against the recorded response. A list of your submitted challenges will be displayed near the bottom of the screen. It will also show the amount needed to be paid and a 'x' mark against each such challenge to allow you to delete a submitted challenge before the payment is made.

You can perform the above exercise repeatedly to challenge recorded responses of multiple questions until the payment is made. Evaluation of your submitted challenge(s) will be initiated only after the payment is made. If your challenge is evaluated as VALID, the modified recorded response will replace the initial recorded response in the challenge portal. Although no separate communication in this regard will be made or entertained, the payment against valid challenge(s) will be refunded to your bank / credit card account in due course of time.





Please note that once payment is made, no further recorded response can be challenged. So, you are advised to check all the recorded responses against the scanned copy of your OMR answer sheet before you pay for the challenge.

Each challenge attracts a fee of Rupees 200/- plus admissible charges. Once you decide that all the challenges against recorded responses have been properly submitted, you may proceed to the next step by pressing the **Payment** button that is at the bottom of the screen. This will take you to the next screen where you will get another chance to review your submission of challenges.

### Screen -1

The screenshot displays the Indian Statistical Institute (ISI) dashboard for the Admission Test 2023. The browser address bar shows the URL: [isical.ucanapply.com/univer/public/dashboard?app\\_id=UEIZMDAwMDAzMw==](https://isical.ucanapply.com/univer/public/dashboard?app_id=UEIZMDAwMDAzMw==). The dashboard features the ISI logo and the text "Indian Statistical Institute". Below the header, there are navigation links: Home, Dashboard, and My Panel. The main content area is titled "DASHBOARD" and contains three circular icons representing "My Application", "Preview Form", and "OMR Challenge". To the right of these icons, there is a section titled "INSTRUCTIONS FOR USE OF DASHBOARD" with a bullet point: "Preview Form : Complete Application Form can be previewed and printed in this section." Below this, there are links for "ISI PROSPECTUS 2023 : Click Here", "Guideline for filling Online Application : Click Here", and "Admission notification: Click Here". A "Back to Student Listing" button is located at the top right of the dashboard. The footer of the page includes a note about the best browser for viewing (Mozilla Firefox, Google Chrome), a copyright notice (Copyright © 2023. All right reserved.), and a Windows taskbar showing the time as 12:15 on 19-05-2023.





### Screen -2

INDIAN STATISTICAL INSTITUTE x +

isical.ucanapply.com/univer/public/omr-complain-form?app\_id=UEIZMDAwMDAzMw==

CHANGE PASSWORD LOGOUT

Indian Statistical Institute

Home Dashboard OMR Complaint Form Welcome SANDIP KUMAR DANI

CHALLENGE (OMR RESPONSE)

--Select Course--

Select Course

(11201)-Pg Diploma in Agricultural and Rural Management with Statistical Methods and Analytics

Go

For the best view use Mozilla Firefox, Google Chrome browser

About Us| Terms & Conditions| Privacy Policy| Refund & Cancellation Policy| Contact Us

Copyright © 2023. All right reserved.

Type here to search

31°C Rain showers

19:10 19-05-2023

### Screen -3

INDIAN STATISTICAL INSTITUTE x +

isical.ucanapply.com/univer/public/omr-complain-form?app\_id=UEIZMDAwMDAzMw==

CHANGE PASSWORD LOGOUT

Indian Statistical Institute

Home Dashboard OMR Complaint Form Welcome SANDIP KUMAR DANI

CHALLENGE (OMR RESPONSE)

Indian Statistical Institute

Admission Test 2019 : 5 May 2019

FILLING INSTRUCTIONS

RESPONSE CAPTURED BY THE SYSTEM

Ques. No.	Recorded Response	Ques. No.	Recorded Response
1	C	16	C
2	C	17	B
3	B	18	D
4	D	19	C
5	B	20	C
6	A	21	A
7	B	22	D
8	A	23	A
9	B	24	D
10	C	25	B
11	A	26	C
12	D	27	B
13	A	28	C
14	D	29	B
15	B	30	B

Type here to search

31°C Rain showers

19:03 19-05-2023



### Screen -4

INDIAN STATISTICAL INSTITUTE x +

isical.ucanapply.com/univer/public/omr-complain-form?app\_id=UEIZMDAwMDAzMw==

CHANGE PASSWORD LOGOUT

Welcome SANDIP KUMAR DAN

Home Dashboard OMR Complaint Form

COMPLAINT:

Application Id : 20233185303291  
Name : SANDIP KUMAR DAN

Question	Type of Problems	Description (if any)	Amount	Delete
9	B		24	D
10	C		25	B
11	A		26	C
12	D		27	B
13	A		28	C
14	D		29	B
15	B		30	B

\* Indicate multiple answers recorded.  
Booklet No: 00002  
Question No: [Select No] v  
Submit one challenge at a time and repeat it until all the challenges are submitted. Finally, press the payment button.

1  
2  
3  
4  
5  
6  
7  
8  
9  
10  
11  
12  
13  
14  
15  
16  
17  
18  
19

Required amount to be paid to Submit & Register your challenge  
Payment

For the best view use Mozilla Firefox, Google Chrome browser

About Us| Terms & Conditions| Privacy Policy| Refund & Cancellation Policy| Contact Us

Copyright © 2023. All right reserved.

Type here to search

31°C Rain showers

19:05  
19-05-2023

### Screen -5

INDIAN STATISTICAL INSTITUTE x +

isical.ucanapply.com/univer/public/omr-complain-form?app\_id=UEIZMDAwMDAzMw==

CHANGE PASSWORD LOGOUT

Welcome SANDIP KUMAR DAN

Home Dashboard OMR Complaint Form

COMPLAINT:

Application Id : 20233185303291  
Name : SANDIP KUMAR DAN

Question	Type of Problems	Description (if any)	Amount	Delete
12	D		27	B
13	A		28	C
14	D		29	B
15	B		30	B

\* Indicate multiple answers recorded.  
Booklet No: 00002  
Question No: [10] v  
Submit one challenge at a time and repeat it until all the challenges are submitted. Finally, press the payment button.

☒ Wrong response recorded. The correct Response is (A/B/C/D)

☒ Response Not Recorded (A/B/C/D)

Submit

Required amount to be paid to Submit & Register your challenge  
Payment

Type here to search

31°C Rain showers

19:06  
19-05-2023



### Screen -6

INDIAN STATISTICAL INSTITUTE x Learning Spiral Pvt Ltd Mail x +

isical.ucanapply.com/univer/public/omr-complain-form?app\_id=UEIZMDAwMDAzMw==

CHANGE PASSWORD LOGOUT

Welcome SANDIP KUMAR DAN

Home / Dashboard / OMR Complain Form

25 B 30 B

\* Indicates multiple answers recorded.  
Booklet No: 00002  
Question No: [Select No v]  
Submit one challenge at a time and repeat it until all the challenges are submitted. Finally, press the payment button.

COMPLAINT:  
Application Id : 20233185303201  
Name : SANDIP KUMAR DAN

Question	Type of Problems	Description (if any)	Amount	Delete
10	Wrong response recorded. The correct Response is (A/B/C/D)	A	200	
10	Response Not Recorded (A/B/C/D)	D	200	

Required amount to be paid to Submit & Register your challenge  
Payment

For the best view use Mozilla Firefox , Google Chrome browser  
About Us | Terms & Conditions | Privacy Policy | Refund & Cancellation Policy | Contact Us  
Copyright © 2023. All right reserved.

Type here to search 34°C Haze 12:03 19-05-2023

### Screen -7

INDIAN STATISTICAL INSTITUTE x Learning Spiral Pvt Ltd Mail x +

isical.ucanapply.com/univer/public/payment-page-challenge?app\_id=UEIZMDAwMDAzMw==&sub\_id=MTEyMDE=&type=T01S

CHANGE PASSWORD LOGOUT

Welcome SANDIP KUMAR DAN

Home / Dashboard / Make Payment

Applicant Name : SANDIP KUMAR DAN  
Email-ID : sandip.dan@gmail.com  
Mobile No. : 9830199639

APPLICATION ID	Programme Name	Amount	Payment Type
20233185303201	PG Diploma in Agricultural and Rural Management with Statistical Methods and Analytics	Rs 400	ONLINE

☐ Credit Card ☒ Debit Card ☐ SBI Net Banking... ☐ Net Banking on Others

Note: Please check whether online payment is enabled in your credit/debit card from your bank otherwise your payment will be declined.  
In case you have already tried to make payment, then press the "Refresh Previous Payment" button and check the "My Application" page for the payment status.  
If payment ID is not displayed, then please make the payment again.

Refresh Previous Payments

Payment details	Fees
OMR Challenge Fees	Rs.400
Services Charges	Rs.10.26
Total	Rs.410.26

Proceed To Pay.

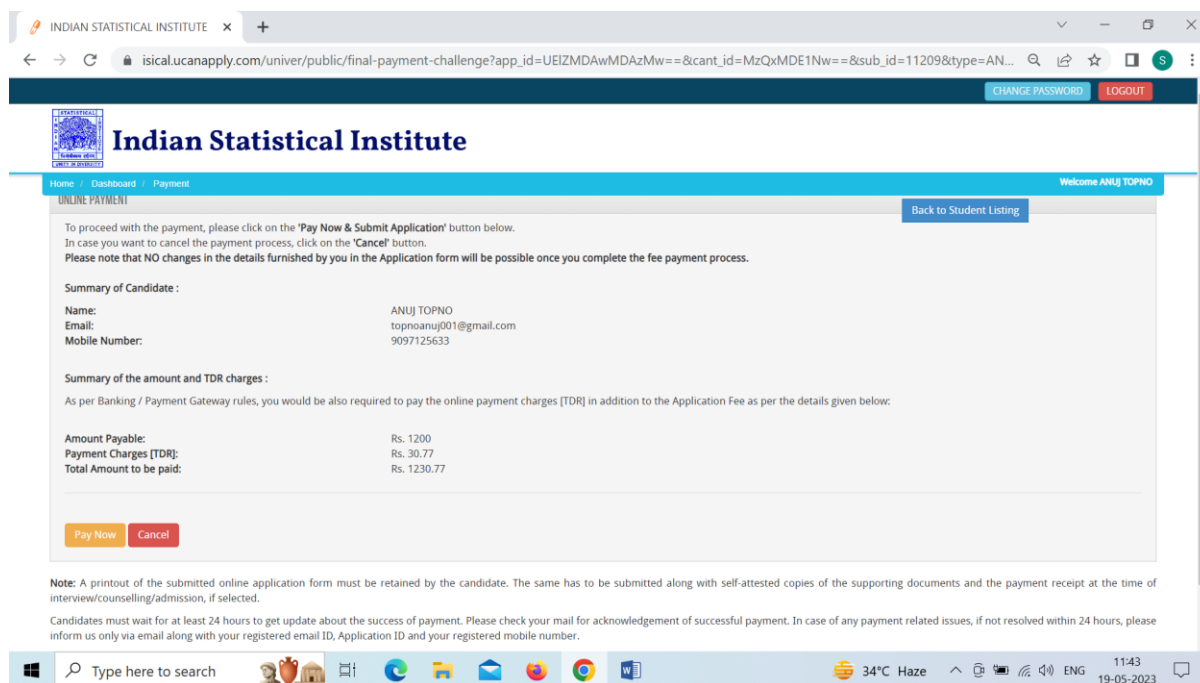
Type here to search 34°C Haze 12:04 19-05-2023

## ONLINE PAYMENT

When you click the **Proceed to Pay** button, the following screen will appear. Here you can see a summary of the challenges made and the payment amount, etc. If you decide to finalize the challenge submission, then press the **Pay Now** button. Else press the **Cancel** button to modify your submission.

Once you press **Pay Now** button at the bottom-right meant for online payment of relevant charges, the following screen will appear from where you can select various modes of online payment.

### Screen -8



INDIAN STATISTICAL INSTITUTE

isical.ucanapply.com/univer/public/final-payment-challenge?app\_id=UEIZMDAwMDAzMw==&cant\_id=MzQxMDE1Nw==&sub\_id=11209&type=AN...

CHANGE PASSWORD LOGOUT

Indian Statistical Institute

Home / Dashboard / Payment Welcome ANUJ TOPNO

ONLINE PAYMENT Back to Student Listing

To proceed with the payment, please click on the 'Pay Now & Submit Application' button below.  
In case you want to cancel the payment process, click on the 'Cancel' button.  
Please note that NO changes in the details furnished by you in the Application form will be possible once you complete the fee payment process.

Summary of Candidate :

Name:	ANUJ TOPNO
Email:	topnoanuj001@gmail.com
Mobile Number:	9097125633

Summary of the amount and TDR charges :

As per Banking / Payment Gateway rules, you would be also required to pay the online payment charges [TDR] in addition to the Application Fee as per the details given below:

Amount Payable:	Rs. 1200
Payment Charges [TDR]:	Rs. 30.77
Total Amount to be paid:	Rs. 1230.77

Pay Now Cancel

Note: A printout of the submitted online application form must be retained by the candidate. The same has to be submitted along with self-attested copies of the supporting documents and the payment receipt at the time of interview/counselling/admission, if selected.

Candidates must wait for at least 24 hours to get update about the success of payment. Please check your mail for acknowledgement of successful payment. In case of any payment related issues, if not resolved within 24 hours, please inform us only via email along with your registered email ID, Application ID and your registered mobile number.

Type here to search 34°C Haze 11:43 19-05-2023



### Screen -9

The screenshot displays the Indian Statistical Institute's online payment interface. A Razorpay payment modal is open, showing the amount of ₹ 1,230.77. The background page contains the following information:

**Indian Statistical Institute**

Home | Dashboard | Payment

**ONLINE PAYMENT**

To proceed with the payment, please click on the 'Pay Now & Submit Application' button. In case you want to cancel the payment process, click on the 'Cancel' button. Please note that NO changes in the details furnished by you in the Application form will be allowed.

**Summary of Candidate :**

Name:	ANUJ TOPNO
Email:	topnoanuj001@gmail.com
Mobile Number:	9097125633

**Summary of the amount and TDR charges :**

As per Banking / Payment Gateway rules, you would be also required to pay the online charges as per the details given below:

Amount Payable:	Rs. 1200
Payment Charges (TDR):	Rs. 30.77
Total Amount to be paid:	Rs. 1230.77

[Pay Now](#) [Cancel](#)

**Note:** A printout of the submitted online application form must be retained by the candidate for the interview/counselling/admission, if selected.

Candidates must wait for at least 24 hours to get update about the success of payment. Please check your mail for acknowledgement of successful payment. In case of any payment related issues, if not resolved within 24 hours, please inform us only via email along with your registered email ID, Application ID and your registered mobile number.

The Razorpay modal includes the text: "Debit Card", "Pay using Card", "Only debit cards supported", "Secured by Razorpay", and a "Pay Now" button.