
Guidelines to fill up the Online Application Form for
MDI - 2022
University for the Academic Session 2022-23

Applicants are required to keep the following things ready before applying:

1. An **E-mail ID** for registration and for receiving all future correspondence till the admission process is over and subsequently, if admitted.
2. A **Mobile Number** to receive **SMS** based notifications/communications related to the online application, Admit card, Admission etc till the admission process is over and subsequently, if admitted.
3. Access to facilities of computer with internet connectivity, B/W printer and scanner.
4. A recent passport sized **colour photograph** (for scanning and uploading in "jpeg/jpg/png/bmp/gif" format are allowed. File size of scanned photograph should not be more than 100KB).
5. Your **signature** using **Blue/Black** pen on white sheet (for scanning and uploading in "jpeg/jpg/png/bmp/gif" format only. File size of scanned photograph should not be more than 100KB).
6. Access to an online payment facility / service such as ONLINE Payment mode:
 1. Net Banking (NEFT on SBI & Others)
 2. Credit card
 3. ATM-cum-Debit card

Steps to be followed for filling the online application:

The entire process of filling the online Application form can be completed as given below.

The steps are:

1. Register yourself for the online application process at

https://mdi.ucanapply.com/univer/public/secure?app_id=UEIZMDAwMDA3OQ==

2. Activate your online Application with the Activation Code received on your Email ID during the registration process.
3. The applicant is required to fill his “Personal Information” after registration only. The application form will appear on the screen. The applicant is required to fill up the details in the application form.
4. 3. In the next step, the applicant is required to upload scanned image file of his/her Photograph and Signature one by one.
5. 3. In the next step, the applicant may be required to fill the Educational Information (as per requirement).
6. Once all the details are filled in, the candidate is required to Review the details entered and Confirm. No editing will be allowed once the application is confirmed by the student.
7. Your form will be complete only after you pay the application fees after confirmation using any of the available online modes of payment.

Step by step guide with screenshots for the complete process is given below.

Step 1: Please click on “Click here to Apply” link given on the home page of the

https://mdi.ucanapply.com/univer/public/secure?app_id=UEIZMDAwMDA3OQ==

Application Portal from the mdi website.

Step 2: On clicking the link, you will be directed to a new page having an Applicant Login Box.

Below the login fields there is a link "**New Registration**". Please click on this link.

Welcome to Management Development Institute Gurgaon

QUICK TIPS

IMPORTANT INSTRUCTIONS TO CANDIDATES BEFORE APPLYING ONLINE

PGP 2023-25

Management Development Institute (MDI)

INSTRUCTION FOR FILLING ONLINE APPLICATION FORM-2023

PGDM/PGDM-HRM/PGDM-IB (2023-2025)

Please go through the below mentioned instructions thoroughly before filling out the application form. In case of any query/issue you may contact the Admissions office at admissions@mdi.ac.in or dial 0124-4560555/666.

Applicants must have a COMMON ADMISSION TEST (CAT 2022) or a valid GMAT score to be eligible for admission to the PGDM, PGDM-HRM, PGPM-IB programs of MDI Gurgaon. Applicants can apply only on the basis of either of the CAT-2022 or their valid GMAT score. Applicant applying with both the tests either in the same application or in multiple applications, will not be considered for further admission process.

APPLICANT LOGIN



Existing user?


[Sign In](#)

Forgot Password? [Click Here](#)


[New Registration](#)


Step 3: When you click the link you will be shown a Registration Form asking for various details. Fields for information which is mandatory is marked with "Red coloured bullets" and select your course and fill up all details. These fields cannot be left blank. Once you fill the details, you can click on the **"Sign up"** button at the bottom for completing the registration process.

SIGN IN



Management
Development
Institute





Management
Development
Institute

Helpline: 07314629642
Email Id : helpdesk@mdibed2022@gmail.com
Helpdesk Timings: Monday - Friday (10 AM to 6 PM),
and on Saturday (10 AM to 4 PM) Excluding Holidays.

Welcome to Management Development Institute Gurgaon

REGISTRATION

Name of Applicant: * Middle Name Last Name

Date of Birth: *

Gender: *

Father's Name: *

Please Don't add any salutation like Mr./Dr. etc before the Name. .

Mother's Name: *

Please Don't add any salutation like Ms./Mrs./Dr. etc before the Name. .

Email ID: *


Please note that all communication related to your Application including link registration for activation etc. will be sent to this email id.

Create Password: *

Confirm Password: *

Your password length should be 8-20. (It must contain at least one letter, one number and one special character).

Country Code: * + 91 Applicant's Mobile No.: *

Captcha: * 

Not readable? [Change text.](#)

Enter captcha word here :

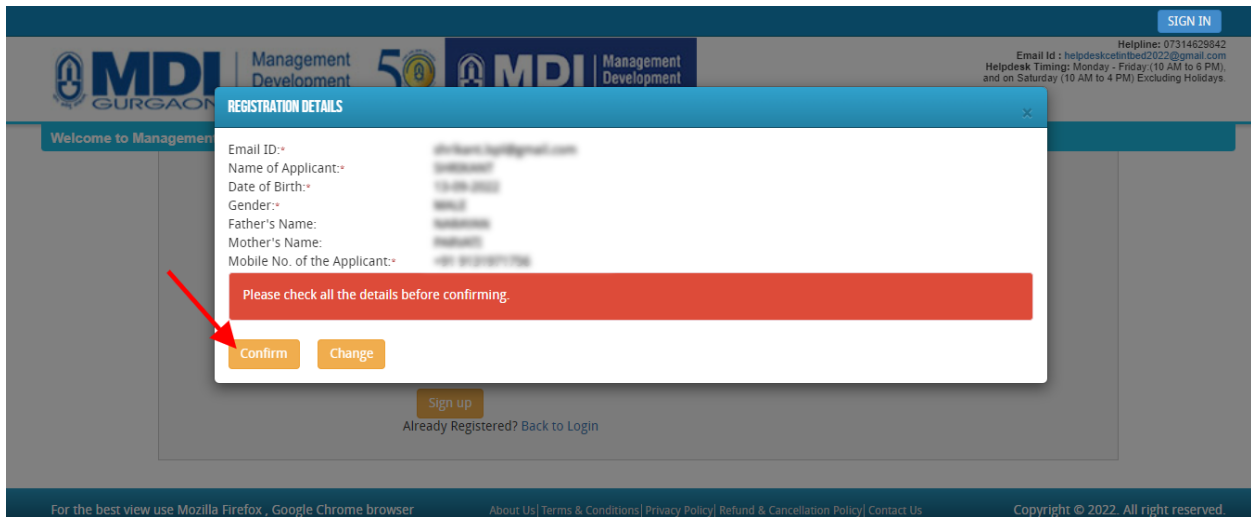
[Sign up](#)

Already Registered? [Back to Login](#)

****Password needs to be entered 2 times. Both should be same. Otherwise, it will show an error.**

NOTE: PLEASE NOTE THAT DETAILS SUBMITTED DURING REGISTRATION CANNOT BE CHANGED LATER. SO MAKE SURE YOU DO NOT MAKE ERRORS IN THE INFORMATION YOU FILL IN THIS FORM.

When you click the "Sign up" button a new pop-up showing registration details will be displayed. Click on the **"Confirm"** button for completing the registration process.



REGISTRATION DETAILS

Email ID:*

Name of Applicant:*

Date of Birth:*

Gender:*

Father's Name:

Mother's Name:

Mobile No. of the Applicant:*

Please check all the details before confirming.

[Confirm](#) [Change](#)

[Sign up](#)

Already Registered? [Back to Login](#)

For the best view use Mozilla Firefox , Google Chrome browser

About Us | [Terms & Conditions](#) | [Privacy Policy](#) | [Refund & Cancellation Policy](#) | [Contact Us](#)

Copyright © 2022. All right reserved.

Step 4: Activation and validation of Registration:

On successful submission of your registration details, you would be shown a confirmation message on the screen. You will also **receive an e-mail** containing a validation code/link on the e-mail ID provided by you in the Registration Form. You should click on this activation link to confirm and complete your registration process.

Welcome to Management Development Institute Gurgaon

REGISTRATION SUCCESSFUL

Your registration for Management Development Institute Gurgaon Online Application Portal has been accepted.
You will receive one confirmation Email soon containing an activation link and Login Details. Open your email account and click on the activation link given in Mail or at Login Page for completing the registration process and start filling up your online form.

[Activate Your Account.](#)

ऑनलाइन आवेदन पोर्टल MDI के लिए आपका पंजीकरण स्वीकार किया जाता है।
आपको शीघ्र ही एक्टिवेशन लिंक और लॉगिन विवरण युक्त एक पुष्टिकरण ईमेल प्राप्त होगा। पंजीकरण प्रक्रिया को पूरा करने के लिए अपना ईमेल खोलें और मेल में या लॉगिन पृष्ठ पर दिए गए एक्टिवेशन लिंक पर क्लिक करें और ऑनलाइन फॉर्म भरें।

[Do check your SPAM Mail/ JUNK Mail folder just in case the email gets categorised as SPAM by your email service provider!]

Please follow the instructions in the email for proceeding further
with your Management Development Institute Gurgaon Application Portal 2022-23 online application process..

You are requested to check your email and SMS for OTP

[Back to Home page](#)

For the best view use Mozilla Firefox, Google Chrome browser

About Us | Terms & Conditions | Privacy Policy | Refund & Cancellation Policy | Contact Us

Copyright © 2022. All right reserved

Re: Active your registration for MDI ONLINE PGDM inbox x



MDI Murshidabad

12:45 PM (6 minutes ago)

On Thu, 22 Sep, 2022, 12:34 pm MDIO, <mdiadmissionsin@gmail.com> wrote:

Dear Sir/Madam,

Thank you for showing interest in admission to courses of Management Development Institute Gurgaon Online for the academic session 2022-2023.

The details as submitted by you during the process of registration are given below:

Name: [MDI Murshidabad](#)

Email: mdiadmissionsin@gmail.com

Phone Number: [9876543210](#)

Your Activation Code: [123456](#)

Important Instructions for activation of Registration on the Management Development Institute Gurgaon Online Application Portal

1. In order to proceed further it would be essential to activate your Management Development Institute Gurgaon Online Application Portal registration.

[Click Here to Verify/Activate](#)

2. For activating your registration and proceeding forward click the link below Management Development Institute Gurgaon Online

3. In case of difficulty please contact info@learningspiral.co.in

4. It is advised that you keep a printout of this mail for the record for easy reference to your registered e-mail id.

Online Support Services

Management Development Institute Gurgaon Online

MDI 2022-2023.

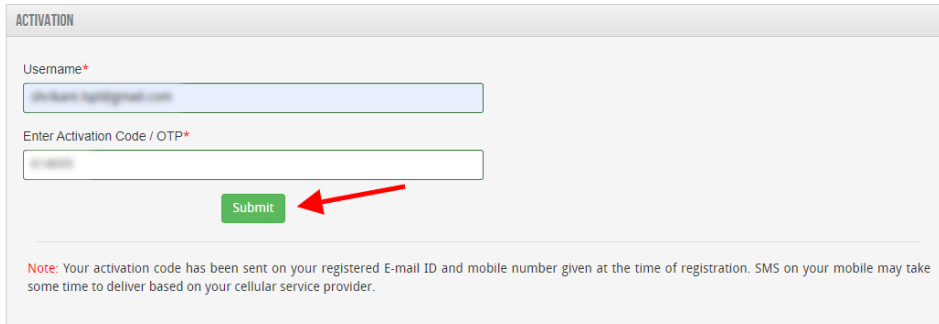
[Reply](#)

[Forward](#)

Note: This confirmation and activation link email might land in your "Spam Folder" or "Junk Folder". So, in case you don't find the registration confirmation e-mail in your "Inbox", please check your "Spam Folder" or "Junk Folder". If you find the e-mail from mdiadmissionsin@gmail.com in your "Spam Folder" or "Junk Folder", please report it as "Not Spam" and/or add the same to your contact list so that you receive subsequent

e-mails from mdiadmissionin@gmail.com in your Inbox. Always check your "Spam Folder" or "Junk Folder" for e-mails from the MDI Online Application Portal.

1. Click on the activation link received in the e-mail. Your account will not be activated until you click on the activation link, so, *don't forget this important step.*



The screenshot shows an 'ACTIVATION' form. It has two input fields: 'Username*' and 'Enter Activation Code / OTP*'. The 'Username' field contains the email address 'mdiadmissionin@gmail.com'. Below the fields is a green 'Submit' button, which is pointed to by a red arrow. A note at the bottom states: 'Note: Your activation code has been sent on your registered E-mail ID and mobile number given at the time of registration. SMS on your mobile may take some time to deliver based on your cellular service provider.'

2. After clicking on the activation link, you will be directed to the validation page in which you are required to fill the validation code sent on your registered mobile number or Email ID. Enter the validation code received on your registered mobile number or Email ID to complete the registration process.

Welcome to Management Development Institute Gurgaon Online

Hi! , Your account has already been activated. [Login](#)

After successful validation, you will be allowed to login and you will be directed to My Application section.

Welcome to Management Development Institute Gurgaon Online

Hi! , Your account has already been activated. [Login](#)

How to fill up the Application form ?

Step 1: After activation and validation of your Registration, you can login into the Application Portal.

[SIGN IN](#)

Helpline: 07314629842
Email Id : helpdesk@mdimed2022@gmail.com
Helpdesk Timing: Monday - Friday (10 AM to 6 PM),
and on Saturday (10 AM to 4 PM) Excluding Holidays.

Welcome to Management Development Institute Gurgaon

IMPORTANT INSTRUCTIONS TO CANDIDATES BEFORE APPLYING ONLINE

PGP 2023-25

Management Development Institute (MDI)

INSTRUCTION FOR FILLING ONLINE APPLICATION FORM-2023
PGDM/PGDM-HRM/PGDM-IB (2023-2025)

Please go through the below mentioned instructions thoroughly before filling out the application form. In case of any query/issue you may contact the Admissions office at admissions@mdi.ac.in or dial 0124-4560555/666.

Applicants must have a COMMON ADMISSION TEST (CAT 2022) or a valid GMAT score to be eligible for admission to the PGDM, PGDM-HRM, PGDM-IB programs of MDI Gurgaon. Applicants can apply only on the basis of either of the CAT-2022 or their valid GMAT score. Applicant applying with both the tests either in the same application or in multiple applications, will not be considered for further admission process.

Applicants must have a COMMON ADMISSION TEST (CAT 2022) For admission to MDI-Murshidabad PGDM programme.

MDI Murshidabad will accept only CAT-2022 score for admission to its PGDM Programme for Indian Students. However, GMAT score is applicable only for Foreign/OCI/PIO/Children of Indian workers in Gulf candidates.

APPLICANT LOGIN

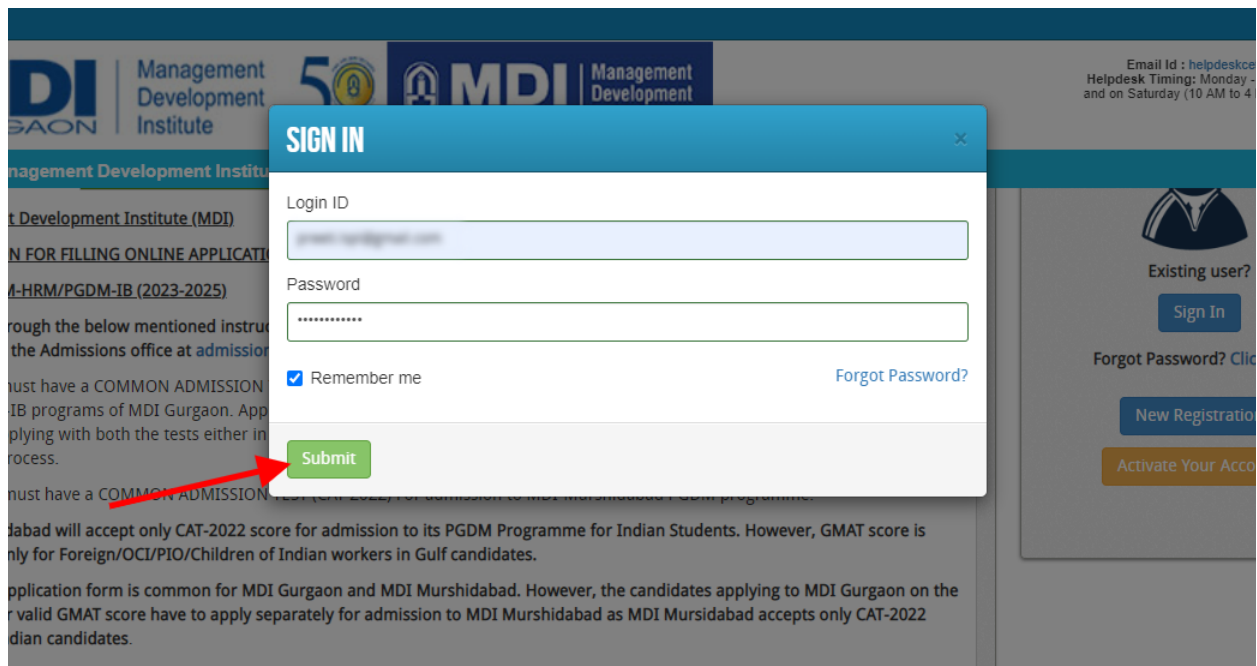


Existing user?

[Sign In](#)


Forgot Password? [Click Here](#)
[New Registration](#)
[Activate Your Account](#)

After successful login, you will be directed to a **Dashboard** page. Now click on the **My Application** tab as shown in the screenshot below.





The screenshot shows the MDI Gurgaon website with a 'SIGN IN' modal open. The modal contains fields for 'Login ID' and 'Password', a 'Remember me' checkbox, and a 'Submit' button. A red arrow points to the 'Submit' button. In the background, the 'APPLICANT LOGIN' section is visible, showing a user icon, the text 'Existing user?', a 'Sign In' button, a 'Forgot Password? Click Here' link, and 'New Registration' and 'Activate Your Account' buttons.

Now on **My Application** page please select the "**Course**" and then click on the proceed button.


MDI
 GURGAON

Management
 Development
 Institute




MDI
 MURSHIDABAD

Management
 Development
 Institute


[CHANGE PASSWORD](#)
[LOGOUT](#)

Helpline: 07314629842
 Email Id : helpdesk@mdibed2022@gmail.com
 Helpdesk Timing: Monday - Friday (10 AM to 6 PM),
 and on Saturday (10 AM to 4 PM) Excluding Holidays.


Home / Dashboard / Dashboard

Welcome SHRIKANT

DASHBOARD



My Application




Preview Form


INSTRUCTIONS FOR USE OF DASHBOARD


- My Application** : To Select new courses or to fill up the Application Form.
- Preview Form** : Completed Application Forms can be previewed in this section.
- Make Payment** : Select the Completed Application Form & make payment using Credit Card, Net banking or ATM-cum-Debit Card (if Payment is active).

After clicking on the proceed button a Confirmation Popup will appear on your screen, Check and confirm the course details filled by you and then click on "**Add the Course button**". As shown in the screenshot below.


MDI
 GURGAON

Management
 Development
 Institute




MDI
 MURSHIDABAD

Management
 Development
 Institute

[CHANGE PASSWORD](#)
[LOGOUT](#)

Helpline: 07314629842
 Email Id : helpdesk@mdibed2022@gmail.com
 Helpdesk Timing: Monday - Friday (10 AM to 6 PM),
 and on Saturday (10 AM to 4 PM) Excluding Holidays.

Home / Dashboard / My Application

Welcome SHRIKANT

MY APPLICATION(S)

1. Status of Application(s) you have applied for:

Note: Application shall be treated as successfully submitted only when the Application Fee has been paid by the Applicant. After successful payment of fee, Payment id will appear against the Programme in the Payment ID Column. Kindly save the **Payment ID** for future references.

Select Programme:


2. For adding new Application(s):


Select Programme Name:

[Proceed](#)

[CHANGE PASSWORD](#) [LOGOUT](#)

Helpline: 07314629842
 Email Id : helpdesk@mdimurshidabad2022@gmail.com
 Helpdesk Timing: Monday - Friday (10 AM to 6 PM),
 and on Saturday (10 AM to 4 PM) Excluding Holidays.


MDI
 GURGAON


MDI
 MURSHIDABAD

Home / Dashboard / My Application
Welcome SHRIKANT

MY APPLICATION(S)

1. Status of Application(s) you have applied for:

Note: Application shall be treated as successfully submitted only after the Payment ID Column. Kindly save the Payment ID for future reference.

Select Programme:

2. For adding new Application(s):

Select Programme Name:

PGP 2023-25

Proceed for Registration

ELIGIBILITY DETAILS

☒ I have read the instructions and confirm the eligibility conditions.


Proceed for Registration


Cancel

For the best view use Mozilla Firefox , Google Chrome browser
 About Us| Terms & Conditions| Privacy Policy| Refund & Cancellation Policy| Contact Us
Copyright © 2022. All right reserved.

In Application detail page fill up other required details correctly (As shown in the above photo)

Helpline: 07314629842
 Email Id : helpdesk@mdimurshidabad2022@gmail.com
 Helpdesk Timing: Monday - Friday (10 AM to 6 PM),
 and on Saturday (10 AM to 4 PM) Excluding Holidays.


MDI
 GURGAON


MDI
 MURSHIDABAD

Home / Dashboard / Application Status
Welcome SHRIKANT

APPLICATION INFO

Back to My Application

Application Status

- Instructions ✓
- Applicant Details ✗
- Upload Photo and Signature ✗
- Education Details ✗
- Experience Details ✗
- Extra-curricular Activities ✗
- Upload Documents ✗
- Program Campus Select ✗
- Preview and Confirm ✗

STATUS OF SUBMITTED APPLICATION(S)

APPLICANT DETAILS FOR PGP 2023-25 : PGP 2023-25

Stage	Description	Status
1	Instructions	✗ Incomplete
2	Applicant Details	✓ Incomplete
3	Upload Photo and Signature	✗ Incomplete
4	Education Details	✗ Incomplete
5	Experience Details	✗ Incomplete
6	Extra-curricular Activities	✗ Incomplete
7	Upload Documents	✗ Incomplete
8	Program Campus Select	✗ Incomplete
9	Preview and Confirm	✗ Incomplete

Note: Mandatory fields have been marked with red asterix. After filling all the mandatory fields you will be allowed to 'Save' the form

APPLICATION INFO

- Application Status
- Introduction
- Applicant Details
- Upload Photo and Signature
- Education Details
- Experiences Details
- Program Details
- Programs Available
- Upload Documents
- Program Campus Select
- Preview and Confirm

INSTRUCTIONS

Management Development Institute (MDI)
INSTRUCTION FOR FILLING ONLINE APPLICATION FORM-2022
PGDM/PGDM-HRM/PGDM-IB (2022-2023)

Please go through the below mentioned instructions thoroughly before filling out the application form. In case of any query/issue you may contact the Admissions office at admissions@mdil.in or at 0124-4560555/0124-4560556.

Applicants must have a COMMON ADMISSION TEST (CAT 2022) or a valid GMAT score to be eligible for admission to the PGDM, PGDM-HRM, PGDM-IB programs of MDI Gurgaon. Applicants can apply only on the basis of either of the CAT-2022 or their valid GMAT score. Applicants applying with both the tests either in the same application or in multiple applications, will not be considered for further admission process.

Applicants must have a COMMON ADMISSION TEST (CAT 2022) for admission to MDI-Murshidabad PGDM programme.

MDI Murshidabad will accept only CAT-2022 score for admission to its PGDM Programme for Indian Students. However, GMAT score is applicable only for Foreign/OCI/PIO/Children of Indian workers in Gulf candidates.

The online application form is common for MDI Gurgaon and MDI Murshidabad. However, the candidates applying to MDI Gurgaon on the basis of their valid GMAT score have to apply separately for admission to MDI Murshidabad as MDI Murshidabad accepts only CAT-2022 scores for Indian candidates.

MDI Gurgaon offers following programmes for General and NRI Candidates:

1. PGDM
2. PGDM-HRM
3. PGDM-IB

Note: Please select the programme(s) you wish to apply for. In case you want to apply for only one programme please select that programme and in case you wish to apply for multiple programmes, please select the programmes accordingly.

MDI Murshidabad offers only one programme for General and Foreign Nationals/Gulf Quota/OCI Candidates

1. PGDM

1. **THOROUGHLY READ ALL THE INSTRUCTIONS BELOW, BEFORE YOU START FILLING THE ONLINE APPLICATION FORM**

2. Please note that the MDI application form is the only source of information about your personal details, academic background and admission related matters. Your failure to provide fully and accurately the information asked for in the application form can prove to be disadvantageous to you. It is therefore, advisable that you carefully fill the online application form to ensure that you do not miss out/make mistake in any field applicable to you.

3. **DO NOT DISCLOSE YOUR USER NAME AND PASSWORD THAT YOU HAVE CREATED.**

4. **PLEASE ENSURE THAT YOU HAVE ENTERED A VALID E-MAIL ID.**

5. **PAYMENT OPTIONS:**

Payment can be made directly online only through Credit Card / Debit Card/Internet Banking.

Instructions for Payment Directly Online: (Credit Card / Debit Card/Internet Banking) (necessary instructions to be followed as mentioned on the payment webpage).

You can either select MDI-Gurgaon OR MDI-Murshidabad OR Both. Kindly note that the admission process for both the campuses will be separate.

The application form fees is as under :-

Rs. 3000/- (incl. of 18% GST) for MDI-G

Rs. 1180/- (incl. of 18% GST) for MDI-M

Rs. 3590/- (incl. of 18% GST) for BOTH

NRI applicants for MDI Gurgaon and Foreign Nationals/Gulf Quota/OCI applicants for MDI Murshidabad will have to make online payment of Rs. 8490/- (incl. of 18% GST) using Credit Card / Debit Card/Internet Banking.

When you submit the payment transaction, please take care of following points:

- The server will take about 1 to 5 seconds to process, but it might take longer at certain times.
- Please do not press "submit" button once again or "Back" or "Refresh" button till payment is made.
- Please do not browse Back or Forward while your payment is processing.

Note:

- Once you have made Online Payment no changes will be allowed in application you have filled. Therefore, please recheck the application once before making Online Payment.
- Even if after making successful, direct online payment (through credit card/debit card/Internet banking), the STATUS in "Online Application Section" shows as "Half Application, Payment Pending", contact 0124-4560555 / 0124-4560556 or e mail at admissions@mdil.in immediately.

6. **PLEASE CHECK www.mdil.in REGULARLY FOR UPDATES.**

7. **Online Application will be available till Friday, 25th November 2022 (upto 5:00 PM).**

Eligibility Conditions:

PGDM & PGDM-HRM

- The candidates must have 50% marks or equivalent CGPA in both class X and XII.
- The candidate must have minimum 3-year Bachelor's Degree, with at least 50% marks or equivalent CGPA in any discipline from any University incorporated by an Act of the Central or State legislature in India or other educational institutions established by an Act of Parliament or declared as deemed to be University under Section 3 of UGC Act, 1956, or possess an equivalent qualification recognized by the Ministry of HRD, Government of India.
- The Bachelor's Degree or equivalent qualification obtained by the candidate must entail a minimum of three years of education after completing higher secondary schooling (10+2) or equivalent. Candidates appearing for the final examination for the Bachelor's degree (or equivalent examination) and completing all requirements for obtaining the Bachelor's degree by 30th June, 2022 can also apply, subject to furnishing evidence to that effect latest by 1st October, 2022; otherwise, they may be asked to withdraw from the programme.

PGDM-IB

- Candidates must have 50% marks or equivalent CGPA in both class X and XII
- The candidate must have Bachelor's Degree (minimum 4 years' duration) with at least 50% marks or equivalent CGPA in any discipline from any University incorporated by an Act of the Central or State legislature in India or other educational institutions established by an Act of Parliament or declared as deemed to be University under Section 3 of UGC Act, 1956, or possess an equivalent qualification recognized by the Ministry of HRD, Government of India.
- The candidate must have minimum of 1 year (one year) post-qualification work experience as on 31st December 2022, after completing 4-year's Bachelor's degree.
- PGDM - IB is a learning programme in collaboration with ESCP Europe. On successful completion of PGDM - IB, student will be awarded a Post graduate Diploma in Management International Business (PGDM-IB) from MDI Gurgaon and MIM (Masters in Management) from ESCP Europe.

• The basis for computing the percentage obtained by the candidate would be based on the practice followed by the university/ institution/board from where the candidate has obtained the degree/certificate. In case of the candidates being awarded grades/CGPA instead of marks, the equivalence would be based on the equivalence certified by the university/ institution/board from where they have obtained Bachelor's degree/certificate. In case the university/ institution/ board does not have any scheme for converting CGPA into equivalent marks, the equivalence would be established by MDI by dividing obtained CGPA(0) with the maximum CGPA(4) and multiplying fraction so obtained by 100 (25, e.g. 0.625*100 = 62.5).

FILL ONLINE APPLICATION IN CAPITAL LETTERS

- The form should be completed in all respects.
- Incomplete/incorrect application forms will not be considered.
- Once you click on the "SUBMIT" button at the end of the form, you will not be allowed to change the form.
- In all matters relating to the admission process, the decision of the Management Development Institute will be final and binding on the applicant.

No correspondence will be entertained from the applicant regarding further non-selection.

MDI reserves the right to change, modify or adapt any new admissions process that it deems necessary at any point.

ANY CHANGE REQUEST FOR THE TWO CAMPUSES WILL NOT BE ENTERTAINED.

For details regarding MDI-Murshidabad, please visit <http://mdilam.ac.in>

Test Details

Select exam you have appeared in/appearing:

CAT - CAT-2022 Registration Number / CAT User ID

Enter the CAT registration Number / CAT User ID for CAT 2022. (Please refer to CAT Admit Card).

IF CAT Test Registration number / CAT User ID is entered incorrectly, the application will be rejected.

GMAT : Please enter your GMAT appointment ID. Candidates have to register for MDI Programme at GMAC website at the time of taking GMAT Examination. Candidate must have a valid GMAT score at the time of filling up the application form.

*Relevant GMAT dates are available on the GMAC website.

Marks Obtained

Please enter the details at the school level, Bachelor's Degree and Professional Course.

Percentage Marks- Class Xth or Equivalent details

Enter the details.

Percentage Marks- Class 12th or Equivalent details

Enter the details.

If you have undergone a 2 year Diploma in Engineering studies after SSC without doing 10th and have then done are doing a 2 year Degree course in Engineering and your Diploma is complete, record the percentage of marks obtained in the Diploma course in this box.

Percentage Marks- Graduation (If Completed)

If you have graduated, enter the final percentage of marks.

Percentage Marks- Bachelor's Degree for PGDM and PGDM-HRM only (If Appearing)

If you have not completed the degree or appearing, enter the average of percentages of marks obtained for the years/semesters of the degree course completed till date as well as the marks scored in the last semester.

Percentage Marks- Post Graduation (If completed)

Enter the details.

Percentage Marks - Post Graduation (If appearing)

If you have not completed the degree, enter the average of percentages of marks obtained for the years/semesters of the degree course completed till date.

Percentage Marks- Professional Course

If you have done/are doing any course such as CA, CS, ICWA or AMIE, CMA etc, enter the percentages of marks obtained in the Inter/Final examination.

Work Experience in months as on 31-12-2022.

Indicate only paid and full-time work experience, acquired after completing the Bachelor's Degree, as on December 31, 2022.

Apprenticeship, Arts/Science/Therapy, or any other kind of work or course of study should not be treated as work experience.

Last date of filling the application form is Friday, 25th November, 2022 (upto 5:00 PM).



Disclaimer for Admission in any MDI programme:

"Instances of rejection or incompletion of incompletion detected at any stage of the selection process will lead to disqualification or the candidate from the selection process. If such instances go undetected during current selection process but are discovered later, the admission of the candidate will be cancelled."

☐ **CONFIRM THE ABOVE**
[Save & Continue](#)

APPLICATION INFO

[Back to My Application](#)

- Application Status
- Instructions 
- Applicant Details
- Upload Photo and Signature 
- Education Details 
- Experience Details 
- Extra-curricular Activities 
- Upload Documents 
- Program Campus Select 
- Preview and Confirm 

APPLICANT DETAILS FOR PGP 2023-25 : PGP 2023-25

CAT/GMAT:

CAT Registration No.:

Candidate Name: Mid Name Last Name

Father's Name:

Mother's Name:

Category:

Physically Challenged:

Date of Birth:

9 days (as on 22-09-2022)

Gender:

Nationality:

Family Annual Income(Including Self):

How did you come to know about MDI:

Educational Background: ☒ Humanities & Liberal ARTS ☐ Commerce ☐ Engineering ☐ Science ☐ Sports/Design/Creative fields ☐ OTHERS

PERMANENT ADDRESS

Building/House No.:

Landmark:

City/Town/Village:

Post Office:

State:

District:

PIN:

Father/Guardian Mobile No.:

LandLine Phone: Std code

CORRESPONDENCE ADDRESS ☒ SAME AS PERMANENT ADDRESS

Building/House No.:

Landmark:

City/Town/Village:

Post Office:

State:

District:

PIN:

Father/Guardian Mobile No.:

LandLine Phone: Std code

[Save & Proceed](#)

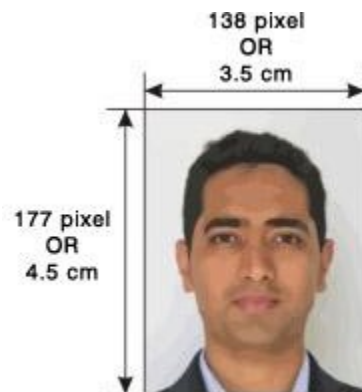
Step 1: To upload the image file of you scanned passport size colour photograph and signature, click the button 'Upload Photograph and Signature' button available on the left panel. On clicking, you will see the following screen:

(Your **scanned passport photo should be** within 3.5 x 4.5 cm in size, scanning resolution should be

within 100 dpi & file size should be less than 100 KB.)

If you are facing any problem to upload your photo or rejected by the system then we are requested you to resize your photo as per the sample images shown here.

To Resize your scanned photo please follow the following steps:



1. Right click on the scanned photo file →
Open with

→ Microsoft Office Picture Manager

2. Then look at the top menus, Click Picture
→ Resize

3. Now look at the right pannel, Select the radio button Custom width x height, And write width = 138px, height = 177px. Then Click OK to complete.

4. If you are not able to do this properly,

then you can try 'Crop' feature for the 'Picture' menu

1. The save the file.

Step 2: Choose the image file (jpeg format; photo should be within 4.5 x 3.5 cm in size, scanning resolution should be within 100 dpi & file size not more than 100 kb) of your scanned passport size photograph and signature and click the button 'Upload Photo' and 'Upload two Signature' button given below the Box. After you have successfully uploaded the photograph and signature, you will see the following page:

APPLICATION INFO

[Back to My Application](#)

Application Status	✓
Instructions	✓
Applicant Details	✓
Upload Photo and Signature	
Education Details	✗
Experience Details	✗
Extra-curricular Activities	✗
Upload Documents	✗
Program Campus Select	✗
Preview and Confirm	✗

PHOTO & SIGNATURE FOR PGP 2023-25 : PGP 2023-25

UPLOADED PHOTO



[Choose File](#) No file chosen

(Passport size colour photo 4.5 cm x 3.5 cm)
Note: Uploaded Image to be less than 100KB and should be in jpeg or jpg format.

[Upload Photo](#)

UPLOADED SIGNATURE



[Choose File](#) No file chosen

Note: Uploaded Image to be less than 100KB and only jpeg, jpg formats are allowed.

[Upload Signature](#)

Note: Please upload a clear Photograph and Signature. Signature must be on white background using Black / Blue Pen. You can proceed forward only after uploading your photograph and signature.

[Save & Proceed](#)

After filling up application click the '**Save and Proceed**' Button given at the bottom you have filled up all the required fields of the '**Educational Information**', here you add your passed educational details and Click on the '**Save**' button.

APPLICATION INFO

- Application Status
- Instructions
- Applicant Details
- Upload Photo and Signature
- Education Details
- Experience Details
- Extra-curricular Activities
- Upload Documents
- Additional Information
- Preview and Confirm

EDUCATIONAL DETAILS FOR COMMON COURSE : MDI ONLINE PGDM ROUND 1

Note: [Click here to reload page](#)

Please ensure to enter correct value/data. If any discrepancy is found at a later stage, your admission shall stand cancelled.

for Marks Type 'CGPA': Convert your CGPA into Percentage (Based on your Board/University Formula) and put this percentage in "Total %" textbox.




Name of the Examination	Board / University	Year of Passing	School / College Name	Marks Type	Obtained Marks/CGPA	Max Marks/CGPA	Total %
10th *	Andhra Prade	2019		CGPA	9	92	96
12th / Diploma *	Assam Higher	2017		CGPA	8	65	54
Bachelors Degree *	A.K.S. Univer	2017		CGPA	7	99	3.18
<input checked="" type="radio"/> Engineering* <input type="radio"/> Non Engineering*							
Year 1		2018			1	98	
Year 2		2020			4	59	
Year 3		2019			4	98	
Year 4		2020			1	59	
Masters / Post Graduation Degree	A.K.S. Univer	1960		Percenta	15	212	7.08
<input type="checkbox"/> Auto Calculate							
Specify Other:							
Yearly Course							
Semesters / Year :							
3							
Click here to add more							
Year 1		2016			5	95	
Year 2		2017			5	59	
Year 3		2017			5	58	
Professional Degree / Qualification	A.K.S. Univer	2015		CGPA	5	55	84
CA							
Other	Al-Falah Univ	1969		Percenta	5	52	94.62

Note:

- Candidates are instructed to read the eligibility criteria carefully from prospectus before applying to any Programme, **Management Development Institute Gurgaon Online** will not be responsible for errors made by candidates in such cases, and application fees paid in such cases will not be refunded.
- The candidate(s) with re-appear(s) in the qualifying exam are not allowed.
- One-year PG diploma in any subject will not be considered equivalent to Master's Degree.

Save & Proceed

[CHANGE PASSWORD](#) [LOGOUT](#)

 Management Development Institute   Management Development Institute

Home / Dashboard / Academic Details

Welcome SHRIKANT

Please re-confirm that you have filled all Educational details properly. Selection for this Course/Program would be prepared based on data entered by you here. No further claims for changes will be entertained..

Cancel **OK**

75 886 8.46

Note:

1. Board / University and School / College Names are mandatory.
2. Candidates are instructed to read the eligibility criteria carefully from prospectus before applying to any Programme, **Management Development Institute, Gurgaon** will not be responsible for errors made by candidates in such cases, and application fees paid in such cases will not be refunded.









[Save & Proceed](#)

For the best view use Mozilla Firefox , Google Chrome browser

About Us| [Terms & Conditions](#)| [Privacy Policy](#)| [Refund & Cancellation Policy](#)| [Contact Us](#)



Copyright © 2022. All right reserved.


APPLICATION INFO
[Back to My Application](#)

- Application Status
- Instructions 
- Applicant Details 
- Upload Photo and Signature 
- Education Details 
- Experience Details
- Extra-curricular Activities 
- Upload Documents 
- Program Campus Select 
- Preview and Confirm 

EXPERIENCE DETAILS FOR PGP 2023-25

Please ensure to enter correct value/data. If any discrepancy is found at a later stage, your admission shall stand cancelled.

Fields	Details
Name of Employer / Organisation *	<input type="text" value="shrikant"/>
Employer Address *	<input type="text" value="shrikant"/> 
Designation / Position *	<input type="text" value="shrikant"/>
Monthly Remuneration (Rs.) *	<input type="text" value="56455"/>
Period From *	<input type="text" value="June"/> <input type="text" value="1996"/>
Period To * [Fill current date if you are still working]	<input type="text" value="July"/> <input type="text" value="1997"/>
Nature of Work / Experience *	<input type="text" value="shrikant"/> 
Experience / Sponsorship Certificate	<input type="button" value="Choose File"/> WhatsApp I...2.40 AM.jpeg

 [Add More Work Experience](#)

* After saving this work experience, you will find the button to add more work experience. In case you do not want to add any more details here then press on "Continue to Next Section" button.

There is no edit option but candidates can delete the saved details and re-enter the new details.

Sl No	Name of Employer	Employer Address	Designation /Position	Monthly Remuneration	Period From	Period To	Total Exp	Nature of Work	Action
1	shrikant	shrikant	shrikant	56455	01-1991	01-2000	9 Years,	shrikant	  

Added Successfully

[Continue to Next Section](#)

[CHANGE PASSWORD](#)
[LOGOUT](#)

[Home](#) / [Dashboard](#) / [Experience Detail](#)

Welcome [\[User Name\]](#)

APPLICATION INFO

[Back to My Application](#)

- Application Status
- Instructions
- Applicant Details
- Upload Photo and Signature
- Education Details
- Experience Details
- Extra-curricular Activities
- Upload Documents
- Program Campus Select
- Preview and Confirm

EXPERIENCE DETAILS FOR PGP 2023-25

Please ensure to enter correct value/data. If any discrepancy is found at a later stage, your admission shall stand cancelled.

Fields	Details
Name of Employer / Organisation *	<input type="text"/>
Employer Address *	<input type="text"/>
Designation / Position *	<input type="text"/>
Monthly Remuneration (Rs.) *	<input type="text"/>
Period From *	--Select--
Period To *	--Select--
[Fill current date if you are still working]	
Nature of Work / Experience *	<input type="text"/>
Including Publication, if any.	
Experience / Sponsorship Certificate	Choose File No file chosen

[Add More Work Experience](#)

* After saving this work experience, you will find the button to add more work experience. In case you do not want to add any more details here then press on "Continue to Next Section" button.

There is no edit option but candidates can delete the saved details and re-enter the new details.

Sl No	Name of Employer	Employer Address	Designation /Position	Monthly Remuneration	Period From	Period To	Total Exp	Nature of Work	Action
1	shrikant	shrikant	shrikant	56455	01-1991	01-2000	9 Years,	shrikant	Edit Delete
2	shrikant	shrikant	shrikant	526596	06-1996	07-1997	1 Years, 1 Months	shrikant	Edit Delete

Added Successfully

[Continue to Next Section](#)

[CHANGE PASSWORD](#)
[LOGOUT](#)
[Home](#) / [Dashboard](#) / [Experience Detail](#)

Welcome

APPLICATION INFO

[Back to My Application](#)

Application Status

Instructions



Applicant Details



Upload Photo and Signature



Education Details



Experience Details

Extra-curricular Activities



Upload Documents



Program Campus Select



Preview and Confirm



EXPERIENCE DETAILS FOR PGP 2023-25

Please ensure to enter correct value/data. If any discrepancy is found at a later stage, your admission shall stand cancelled.

Fields	Details
Name of Employer / Organisation *	<input type="text"/>
Employer Address *	<input type="text"/>
Designation / Position *	<input type="text"/>
Monthly Remuneration (Rs.)*	<input type="text"/>
Period From *	--Select--
Period To *	--Select--
[Fill current date if you are still working]	
Nature of Work / Experience *	<input type="text"/>
Including Publication,if any.	
Experience / Sponsorship Certificate	Choose File No file chosen

[Add More Work Experience](#)

* After saving this work experience, you will find the button to add more work experience. In case you do not want to add any more details here then press on "Continue to Next Section" button.

There is no edit option but candidates can delete the saved details and re-enter the new details.

Sl No	Name of Employer	Employer Address	Designation /Position	Monthly Remuneration	Period From	Period To	Total Exp	Nature of Work	Action
1	shrikant	shrikant	shrikant	56455	01-1991	01-2000	9 Years,	shrikant	+ - x
2	shrikant	shrikant	shrikant	526596	06-1996	07-1997	1 Years, 1 Months	shrikant	+ - x

Added Successfully

[Continue to Next Section](#)


APPLICATION INFO

Application Status	EXTRA-CURRICULAR ACTIVITIES FOR PGP 2023-25												
Instructions	Please ensure to enter correct value/data. If any discrepancy is found at a later stage, your admission shall stand cancelled.												
Applicant Details	Please mention inter-collegiate, institute and higher level activities only. These may include games and sports, cultural, literary and similar other activities.												
Upload Photo and Signature													
Education Details													
Experience Details													
Extra-curricular Activities	<table border="1"> <thead> <tr> <th></th> <th>National/International</th> <th>State/District</th> <th>Intra-School/Intra-College</th> </tr> </thead> <tbody> <tr> <td>SPORTS</td> <td><input checked="" type="checkbox"/></td> <td><input checked="" type="checkbox"/></td> <td><input checked="" type="checkbox"/></td> </tr> <tr> <td>OTHER</td> <td><input checked="" type="checkbox"/></td> <td><input checked="" type="checkbox"/></td> <td><input checked="" type="checkbox"/></td> </tr> </tbody> </table>		National/International	State/District	Intra-School/Intra-College	SPORTS	<input checked="" type="checkbox"/>	<input checked="" type="checkbox"/>	<input checked="" type="checkbox"/>	OTHER	<input checked="" type="checkbox"/>	<input checked="" type="checkbox"/>	<input checked="" type="checkbox"/>
	National/International	State/District	Intra-School/Intra-College										
SPORTS	<input checked="" type="checkbox"/>	<input checked="" type="checkbox"/>	<input checked="" type="checkbox"/>										
OTHER	<input checked="" type="checkbox"/>	<input checked="" type="checkbox"/>	<input checked="" type="checkbox"/>										
Upload Documents													
Program Campus Select													
Preview and Confirm													

Please upload all the certificates stated above by combining as a single file using <https://smallpdf.com/merge-pdf>

Choose File Blog_Know...Apply-03.jpg

Other Activity : *



[Save & Continue](#)

[CHANGE PASSWORD](#)
[LOGOUT](#)
[Home](#) / [Dashboard](#) / [Document Upload](#)

Welcome [\[User Name\]](#)
APPLICATION INFO
[Back to My Application](#)

Application Status	✓
Instructions	✓
Applicant Details	✓
Upload Photo and Signature	✓
Education Details	✓
Experience Details	✓
Extra-curricular Activities	✓
Upload Documents	✓
Program Campus Select	✓
Preview and Confirm	✗

DOCUMENT DETAILS FOR: PGP 2023-25 : DOCUMENT DETAILS FOR PGP 2023-25

Please ensure to enter correct value/data. If any discrepancy is found at a later stage, your admission shall stand cancelled.

There is no edit option. If candidates wrongly updated any documents, they can replace it with new one by 'Choose File' uploading option.

Note: Uploaded image should be less than 200KB (Scan to be done in 100dpi only). Only jpeg, jpg, bmp, pdf formats are allowed.
In Category (OBC, SC, ST) and Differently Abled (scan copy of related document ready for upload)

Name of the Document	Uploaded link	Upload	
CAT Admit Card/GMAT Score Card		<input type="button" value="Choose File"/> No file chosen	<input type="button" value="Upload"/>
Photo Identity Card Document (PAN Card, Voter ID Card, Driving License etc.)		<input type="button" value="Choose File"/> No file chosen	<input type="button" value="Upload"/>
Category Certificate		<input type="button" value="Choose File"/> No file chosen	<input type="button" value="Upload"/>
10th Marksheet		<input type="button" value="Choose File"/> No file chosen	<input type="button" value="Upload"/>
12th Marksheet		<input type="button" value="Choose File"/> No file chosen	<input type="button" value="Upload"/>
Bachelors Degree / Provisional Degree		<input type="button" value="Choose File"/> No file chosen	<input type="button" value="Upload"/>
Other Degree/Certificate		<input type="button" value="Choose File"/> No file chosen	<input type="button" value="Upload"/>
Other Degree/Certificate		<input type="button" value="Choose File"/> No file chosen	<input type="button" value="Upload"/>

Note: You can proceed forward only after uploading your document as shown above, these document are being asked in connection with the details entered by you in the Applicant details section.

Documents Upload: Upload scanned copies of all supporting certificates which are already scanned, **"Save & Proceed"**.

[CHANGE PASSWORD](#)[LOGOUT](#)Helpline: 07314629842
Email Id : helpdesk@mdimurshidabad2022@gmail.com
Helpdesk Timing: Monday - Friday (10 AM to 6 PM),
and on Saturday (10 AM to 4 PM) Excluding Holidays.[Home](#) / [Dashboard](#) / [Program Campus Selection](#)Welcome [\[User Name\]](#)

APPLICATION INFO

[Back to My Application](#)

Application Status	
Instructions	✓
Applicant Details	✓
Upload Photo and Signature	✓
Education Details	✓
Experience Details	✓
Extra-curricular Activities	✓
Upload Documents	✓

Program Campus Select

Preview and Confirm ✕

PROGRAM CAMPUS SELECTION FOR PGP 2023-25 : PGP 2023-25


- ☒ GURUGRAM-PGDM
- ☒ GURUGRAM-PGDM HR
- ☒ GURUGRAM-PGDM IB
- ☒ MURSHIDABAD-PGDM


[Save Preferences](#)

Kindly click on 'Save Preferences' button to save your preferences.

[Continue to Next Page](#)

[CHANGE PASSWORD](#) [LOGOUT](#)

 **MDI** Management Development Institute

 **MDI** Management Development Institute

Helpline: 07314629842
Email Id : helpdesk@mdibed2022@gmail.com
Helpdesk Timing: Monday - Friday (10 AM to 6 PM),
and on Saturday (10 AM to 4 PM) Excluding Holidays.

Home / Dashboard / Program Campus Selection

APPLICATION INFO

Application Status

Instructions

Applicant Details

Upload Photo and Signature

Education Details

Experience Details

Extra-curricular Activities

Upload Documents

Program Campus Select

Preview and Confirm

CONFIRM!

Are you sure to save your preferences?

[Yes](#) [NO](#)

☒ GURUGRAM-PGDM

☒ GURUGRAM-PGDM HR

☒ GURUGRAM-PGDM IB

☒ MURSHIDABAD-PGDM

[Save Preferences](#)

Kindly click on 'Save Preferences' button to save your preferences.

[Continue to Next Page](#)

[Back to My Application](#)

For the best view use Mozilla Firefox , Google Chrome browser

[About Us](#) | [Terms & Conditions](#) | [Privacy Policy](#) | [Refund & Cancellation Policy](#) | [Contact Us](#)

Copyright © 2022. All right reserved.

[CHANGE PASSWORD](#)[LOGOUT](#)Helpline: 07314629842
Email Id : helpdesk@mdimurshidabad2022@gmail.com
Helpdesk Timing: Monday - Friday (10 AM to 6 PM),
and on Saturday (10 AM to 4 PM) Excluding Holidays.[Home](#) / [Dashboard](#) / [Program Campus Selection](#)Welcome **SHRIKANT**

APPLICATION INFO

[Back to My Application](#)

Application Status	
Instructions	✓
Applicant Details	✓
Upload Photo and Signature	✓
Education Details	✓
Experience Details	✓
Extra-curricular Activities	✓
Upload Documents	✓
Program Campus Select	
Preview and Confirm	✓

PROGRAM CAMPUS SELECTION FOR PGP 2023-25 : PGP 2023-25

- ☒ GURUGRAM-PGDM
- ☒ GURUGRAM-PGDM HR
- ☒ GURUGRAM-PGDM IB
- ☒ MURSHIDABAD-PGDM

[Save Preferences](#)

Kindly click on 'Save Preferences' button to save your preferences.

[Continue to Next Page](#)


[CHANGE PASSWORD](#)
[LOGOUT](#)


Helpline: 07314629842
Email Id : helpdesk@mdicampus2022@gmail.com
Helpdesk Timing: Monday - Friday (10 AM to 6 PM),
and on Saturday (10 AM to 4 PM) Excluding Holidays.


[Home](#) / [Dashboard](#) / [Application Form View](#)

Welcome SHRIKANT


Data Updated


MDI
GURGAON




MDI
MURSHIDABAD

**MANAGEMENT DEVELOPMENT
INSTITUTE GURGAON**
Application Form



1. Personal Information:

Name	SHRIKANT	CAT Registration No.	600410456
Gender	Male	Nationality	Indian
Category	General	Date of Birth	11 September 2002
Educational Background	B.Tech	Family Annual Income	INR 600 to INR 800
PWD	No	How did you come to know about	MDI Website

2. Permanent Address:

Street/Area	Block No. 10, Sector 14, Gurgaon	District	Haryana
Post Office	122001	State	Haryana
PIN/ZIP code	122001	Mobile No.	98765 43210
Landline No.			

3. Communication Address:

Street/Area	Block No. 10, Sector 14, Gurgaon	District	Haryana
Post Office	122001	State	Haryana
PIN/ZIP code	122001	Mobile No.	98765 43210
Landline No.		Registered E-mail	shrikant@mdicampus2022.com
Registered Mobile No.	98765 43210	Mother's Name	Shrikanth
Father's Name	Shrikanth		

4. Educational Qualification:

Name of Examination	Year	Board/ University	Marks Obtained/ Max Marks	CGPA Obtained / Max CGPA	Percentage
10th	1960	Andhra Pradesh Board of Secondary Education, Hyderabad	85.00%		85.00%
12th	1968	Andhra Pradesh Board of Intermediate Education, Hyderabad	85.00%		85.00%
BE/B.Tech	1961	A.P.G. (Alakh Prakash Goyal) University, Himachal Pradesh (Engineering)	85.00%		85.00%
DM	1960	A.K.S. University, Madhya Pradesh			85.00%
CS	1967	A.K.S. University, Madhya Pradesh			85.00%
Other	1971	AISECT University, Madhya Pradesh	75.00%		75.00%

5. Experience Details:



Sl No	Name of Employer	Employer Address	Designation /Position	Monthly Remuneration	Period From	Period To	Total Exp	Nature of Work
1	MDI Gurgaon	Block No. 10, Sector 14, Gurgaon	Student	INR 5000	01-09-2022	01-09-2022	00 Months	Part-time
2	MDI Gurgaon	Block No. 10, Sector 14, Gurgaon	Student	INR 5000	01-09-2022	01-09-2022	00 Months	Part-time

Total Experience : 123 Months

6. Extra-Curricular Activities
Please mention inter-collegiate, Institute and higher level activities only. These may include games and sports, cultural, literary and similar other activities.

	National/ International	State/ District	Intra School/ Intra College
SPORTS	Yes	Yes	Yes
OTHER	Yes	Yes	Yes
Other Activity	MDI Gurgaon		

7. Documents Attached with the Application

(1) Extra-Curricular Activities ,  

8. Campus Course Preferences

Preference No.	Campus-Course Name
1	GURUGRAM-PGDM
2	GURUGRAM-PGDM HR
3	GURUGRAM-PGDM IB
4	MURSHIDABAD-PGDM

DECLARATION:
I have carefully read the instructions and agree to abide by the decision of the respective Institutes authorities for my final selection for the programme.
I **SHRIKANT** certify that the particulars given me in the form are true to the best of my knowledge and belief. I do understand that the data recorded in CAP form shall be used for the merit list preparation. In case of discrepancies, either of the CAT data or CAP form data shall be used by MDI as per their discretion.

Place: Date: 22-09-2022

Printed on : 22-09-2022 04:03 PM

(Signature of the candidate)

☒ I CONFIRM THE ABOVE

[Confirm & Submit](#) [Edit](#)



Management
Development
Institute



Management
Development
Institute

All details filled by you will appear on the screen, Check all the details properly and click on the **I CONFIRM THE ABOVE** checkbox option & then Click on the '**Confirm & Submit**' button.

[CHANGE PASSWORD](#)
[LOGOUT](#)
[Home](#) / [Dashboard](#) / [Application Form View](#)

Welcome, candidate!





**MANAGEMENT DEVELOPMENT
INSTITUTE GURGAON**
Application Form



I. Personal Information

Name	Arshdeep	CAT Registration No.	2020000000
Gender	Male	Nationality	Indian
Category	SC	Date of Birth	10 September, 2002
Educational Background	12TH	Family Annual Income	5,00,000 - 10,00,000
PHOTO	No	How old you came to know about MDI?	Social media

II. Permanent Address

Street/Post	Wazirpur, Wazirpur, Region	State	Region
Post Office	Wazirpur	State	Region
Pin Code	110001	State	Region
Landline No.		Mobile No.	9111111111

III. Communication Address

Street/Post	Wazirpur, Wazirpur, Region	State	Region
Post Office	Wazirpur	State	Region
Pin Code	110001	State	Region
Landline No.		Mobile No.	9111111111
Registered Mobile No.	9111111111	Registered E-mail	arshdeep@mdic2022.com
Parent's Name	Arshdeep	Parent's Name	Parent

IV. Educational Qualification

Name of Examination	Year	Board/University	Marks Obtained (Out of 100)	CGPA (Out of 10)	Percentage
10th	2019	Andhra Pradesh Board of Secondary Education, Hyderabad	81/100		81
12th	2020	Andhra Pradesh Board of Intermediate Education, Hyderabad	81/100		81
B.Tech. (IT)	2021	A.P.J. Abdul Kalam Technical University, Murshidabad	81/100		81
10th	2019	A.P.J. Abdul Kalam Technical University, Murshidabad			Result Pending
12th	2020	A.P.J. Abdul Kalam Technical University, Murshidabad			Result Pending
Other	2021	APJKTU University, Murshidabad	81/100		81

V. Experience Details

Sr. No.	Name of Employer	Employer Address	Designation/Position	Monthly Remuneration	Period From	Period To	Total Exp. (in Months)	Reason of Leaving
1	Arshdeep	Wazirpur, Wazirpur, Region	Software Engineer	100000	01-2020	01-2021	12 Months	gaining exp.
2	Arshdeep	Wazirpur, Wazirpur, Region	Software Engineer	100000	01-2021	01-2022	12 Months	Arshdeep

Total Experience: 24 Months

VI. Extra Curricular Activities

Please mention your extracurricular and higher level activities only. These may include games and sports, cultural, literary and creative activities.

	National/International	State/Cluster	Inter-School/Inter-College
SPORTS	Yes	Yes	Yes
CULTURE	Yes	Yes	Yes
Other Activity	g@mdic2022		

VII. Documents Attached with the Application

[Click Here to Upload Documents](#)
[Click Here to Upload Documents](#)
[Click Here to Upload Documents](#)

VIII. Campus Course Preferences

Preference No.	Campus Course Name
1	Software Engineering
2	Software Engineering
3	Software Engineering
4	Software Engineering

Declaration

I hereby declare that the information and application submitted by me to the respective Institute authorities for my final selection for the programme is true and correct. I understand that the information given in the form and in the rest of my knowledge and I understand that the data submitted in CAT form shall be used for the merit list preparation. In case of discrepancies, either of the CAT data or CAT form data shall be used by MDI as per their discretion.


Please Date: 22-09-2022

Signature: [Signature]


[Proceed To Payment](#)
[Back](#)

After that system will show you the **Proceed to Payment** button to complete the payment.


[CHANGE PASSWORD](#) [LOGOUT](#)



MDI
GURGAON



MDI
GURGAON



MDI
MURSHIDABAD

Helpline: 07314629642
 Email Id : helpdesk@mdic2022@gmail.com
 Helpdesk Timing: Monday - Friday (10 AM to 6 PM),
 and on Saturday (10 AM to 4 PM) Excluding Holidays.

Home / Dashboard / Make Payment
Welcome

SELECT APPLICATION(S) FOR PAYMENT.

Applicant Name : XXXXXXXXXX
 Email-ID : XXXXXXXXXX@XXXXXX.COM
 Mobile No : XXXXXXXXXX

LIST OF COMPLETE APPLICATION(S) IS GIVEN BELOW:

APPLICATION ID	Programme Name	Amount	Select Bank	Payment Type
MD2844089100	PGP 2023-25	Rs 3590	<div style="border: 1px solid #ccc; padding: 2px; display: inline-block;">Pay U India</div>	<div style="border: 1px solid #ccc; padding: 2px; display: inline-block;">Online</div>

In case you have already tried to make payment, then press the "Refresh Previous Payment" button and check the "My Application" page for the payment status. If payment ID is not displayed, then please make the payment again.

[Refresh Previous Payment](#)

☐ Credit Card
 ☐ Debit Card
 ☐ SBI Net Banking
 ☐ Other Bank Net Banking

Rates for	Fees
Application Fees	Rs 3590
Online Charges	Rs. 0.00
TOTAL:	RS 3590

How to pay the Application Fees?

Step 1: You will get drop-down for "**Payment Type**" here you can get ONLINE or OFFLINE Payment type. Click here to make payment. On clicking you will see the following screen.

Step 2: You can select the applications for which you want to pay the Delhi Skill and Entrepreneurship University(Full Time/Part Time Programs) (Delhi) Online Application portal Online Fee by clicking 'ONLINE' the check box given in the bottom left for 'Select to Pay'. You have option of paying Delhi Skill and Entrepreneurship University(Full Time/Part Time Programs) (Delhi) Online Application Fees [using Credit Card/ Debit Card/ NEFT (Net Banking on SBI)/ NEFT (Net Banking on Others)] through payment gateway available on the Portal [by clicking 'Proceed to Pay'].

Step 3: On clicking '**Proceed to Pay**', following screen will appear. Here you can check your summary and payment amount etc. Once you click **Pay Now & Submit Application** button then system will go for payment to your banking website. After a successful payment you will get Payment Successful message. And your application process is complete.

SELECT APPLICATION(S) FOR PAYMENT.

Applicant Name : SHRIKANT D D

Email-ID : tshrikant01@gmail.com

Mobile No : 9131971756

LIST OF COMPLETE APPLICATION(S) IS GIVEN BELOW:

APPLICATION ID	Programme Name	Amount	Select Bank	Payment Type
MDO284393410	Common Course	Rs 500	Pay U India	Online

In case you have already tried to make payment, then press the "Refresh Previous Payment" button and check the "My Application" page for the payment status. If payment ID is not displayed, then please make the payment again.

Refresh Previous Payment

☐ Credit Card
 ☒ Debit Card
 ☐ SBI Net Banking
 ☐ Other Bank Net Banking

Rates for	Fees
Application Fees	Rs 500
Service Charges : 0% of the fees	Rs. 0.00
TOTAL:	RS 500.00

Proceed To Pay

ONLINE PAYMENT FOR EASYPAY ICICI BANK.

To proceed with the payment please click on the 'Pay Now Submit Application' button below or in case you want to cancel the payment process then click on the 'Cancel' button. Please note that NO changes in the details furnished by you in the Application form would be possible once you make the payment of Fee.

Summary of Candidate :

Name: [REDACTED]

Email: [REDACTED]

Mobile Number: [REDACTED]

Summary of the amount and TDR charges :

As per Banking / Payment Gateway rules, you would be also required to pay the online payment charges [TDR] in addition to the Application Fee as per the details given below:

Amount Payable:	Rs. 500
Payment Charges [TDR]:	Rs. 0
Total Amount to be paid:	Rs. 500.00

Pay Now & Submit Application

Cancel

After a successful payment you can take the **Print** of the form and **Save** for future correspondence.



Management
Development
Institute



Management
Development
Institute

Online Support Services

MDI

Admission Portal