

INDIAN STATISTICAL INSTITUTE


Admission Test 2023

May 14, 2023

INFORMATION BOOKLET

(Instructions to Candidates for Written Tests)

For BST, BMT, MST, MMT, MQE, MQM, MLI, MCS, MCY, MQR, JST, JMT, JQE,
JCS, JQR, JPM, JAE, JSO, JLI, DST, DAR, DAS



203 BARRACKPORE TRUNK ROAD
KOLKATA 700 108

INDIAN STATISTICAL INSTITUTE
203 Barrackpore Trunk Road
Kolkata – 700 108

**Candidates must produce the ADMIT CARD and a PHOTO ID CARD
as mentioned in the Admit Card to enter the Examination Hall.**

Read this booklet very carefully. It contains information that is relevant for the Written Admission Test.

A list of Academic Programmes, and corresponding Test codes and Type of the tests is given on Page 5.

Date of Admission Test: **Sunday, May 14, 2023**

Reporting Time: **9:30 a.m.**

Tests will be held in two halves (except for DST, DAR and DAS):

Forenoon Session: **10:30 a.m. to 12:30 p.m.**

Afternoon Session: **2:00 p.m. to 4:00 p.m.** (except for DST, DAR and DAS)

Mobile phones, electronic storage and all types of communication devices and calculators are not allowed inside the Examination Hall. The Institute will not be responsible for the safekeeping of any such item brought by the Candidate.

Note: Presence of any of the above devices/items will disqualify the Candidate.

You need to bring:

- (i) Test-related documents (Admit Card and Government-issued valid photo ID card as mentioned in the Admit Card),
- (ii) ballpoint Pens with black and blue ink, and lead pencils,
- (iii) personal hand sanitizer (50 ml maximum) and medicines (if any),
- (iv) personal transparent water bottle, and
- (v) sufficient amount of food items for consumption in the break between the two Test sessions, since they will not be allowed to leave the Test Centre premises in the break. Food items will not be permitted to be carried into the Examination Hall, unlike the first four items, but can be left outside the Hall in a small bag.

Your Admit Card:

Download your Admit Card by logging into your account on or after 26th April, 2023. The Admit Card has (1) your registration number, (2) the Test Centre (with

address) where you must appear for the tests, (3) the codes of the tests to be taken in the Forenoon and the Afternoon sessions.

The Admit Card also has two boxes where you will sign in the Forenoon and Afternoon sessions (as applicable) of the Test in front of the Supervisor/Invigilator.

Note: Do not sign on the Admit Card in advance.

You will have to return the Admit Card's counterfoil in each session after the Test is over or when instructed to you.

Quote the registration number on your Admit Card for any correspondence.
All communications must be sent to admissionsupport@isical.ac.in

○ INFORMATION REGARDING THE WRITTEN TEST

Preparation for the Test: The tests have been designed to measure your knowledge, understanding and ability, not just memory. You will be tested on the subjects mentioned against the appropriate Test Codes on Page 7 (Please see your Admit Card for the codes of the tests you need to write). We advise you to double check the relevant subjects carefully.

Some sample questions and the syllabus can be found on the admission website (<http://www.isical.ac.in/~admission>). The sample questions represent the type of questions used for the selection tests in earlier years.

Note: The syllabus is intended to give you an idea; it is not an exhaustive list of the topics on which you will be tested.

Test Type: You will appear for the tests of the following types:

- (i) **Multiple Choice Questions (MCQ):** In this type of test, there are thirty (30) questions in total. For each question, four answer-choices are given, of which only one answer-choice is correct or the best.

The questions are numbered as 1, 2, 3 etc., and the answer-choices for each question are marked as (A), (B), (C) and (D). An answer-sheet (OMR Sheet) will be given with the test booklet for indicating your answers. (See sample OMR Sheet on Page 8).

Try to answer as many questions as you can. You will find the grading scheme on the question booklet.

AND/OR

- (ii) **Descriptive type:** In this type of test, you are expected to write the answers, providing all details, in a separate answer booklet given to you.

Note: Candidates who fail to secure minimum qualifying marks in the Forenoon test will not be evaluated in subsequent stages.

Based on the performance in the written tests, some Candidates will be selected for an interview. Those not selected will not be informed individually. However, the list of Candidates selected for the interview will be posted on the admission website (<http://www.isical.ac.in/~admission>).

Rules for MCQ tests:

You will be given a Question Booklet containing the questions and a separate answer-sheet called **Optical Mark Recognition (OMR) Answer sheet** to indicate your answers. (A sample OMR sheet is given at the end of this booklet on Page 8.)

On the OMR sheet:

1. Use only a BALL PEN with **BLACK** ink to write and marking on the OMR sheet.
 2. While writing in boxes (□), please use **CAPITAL LETTERS**.
 3. Do **NOT** write more than one letter / digit in one box.
 4. Rough work must **NOT** be done on the OMR Answer Sheet.
 5. Do **NOT** fold the OMR answer sheet.
 6. Erasing or use of white ink is **NOT** allowed.
-
- a. **Write your Name** in CAPITAL LETTERS exactly as it appears on your Admit Card.
 - b. **Sign (full signature)** in the given box.
 - c. **Registration number:** Write down your registration number as given in the Admit Card by filling out all the boxes. You are also required to indicate alphabetic and numeric parts of the registration numbers by darkening the appropriate bubbles below.
 - d. **Booklet number:** Write down the Question booklet number by filling out the given boxes. Also darken the appropriate bubble below each digit. For the registration number and the booklet number, only the data provided by darkening the bubble will be considered.

- e. **Test code, Category and Physical Disability (PwD):** Darken the appropriate bubbles.

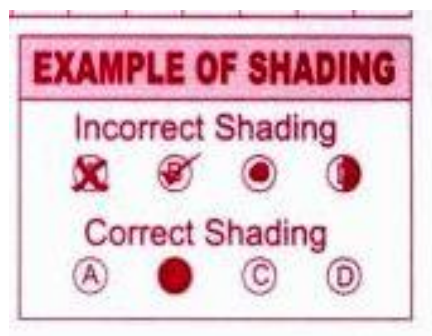
Answers to the Questions in MCQ tests:

On the OMR sheet, next to each question number, there will be four bubbles numbered (A), (B), (C) and (D). **Completely** darken only the correct bubble next to each question number. **Any other way of marking an answer will be considered a wrong answer.** If you do not want to attempt a particular question, leave all the bubbles **blank** corresponding to the question.

It is the responsibility of the Candidate to strictly follow instructions below to record her/his answers. Improperly filled in OMR sheets may lead to discrepancies for which the Institute will not be responsible.

- Shade **only** the correct Bubble using a BALL PEN with **BLACK** ink only.
- Darken the bubble completely.
- Partially-filled or over-filled bubble may not be read correctly.
- Do **NOT** use eraser, whitener or blade to rectify an answer.
- Do **NOT** fill multiple bubbles for any question as that will be treated as a wrong answer.

Here is an instruction for shading



Some General Rules:

1. *Strictly follow the instructions given by the Supervisor/Invigilator:* The supervisor will tell you when to start answering a test. You should not break the seal of the Question booklet till you are asked to. When the Supervisor/Invigilator asks you to stop answering a test, you must follow her/his instructions immediately.
2. Check whether the **Test code** on the booklet given to you is the same as that indicated on your Admit Card for that session (Forenoon and Afternoon). If not, do not use that test booklet and immediately inform the Supervisor/Invigilator.

3. Do not forget to write **registration no.** and **test booklet number** on the OMR-sheet and the answer-booklet.
4. Rules for rough work:
MCQ type test (OMR based examination): Do your rough work in *the space provided* in the Question booklet. **Do not use the OMR sheet for rough work. You may be disqualified for doing rough work or making any stray mark on the OMR sheet.**
Descriptive type test: Do your rough work in the space provided in the answer booklet.
5. In the Forenoon session: Return the OMR sheet/answer booklet before leaving the Examination Hall. If your Program Code is DST, DAR and DAS, then you will also have to return your Admit Card's counterfoil before leaving the Hall.
6. In the Afternoon session: Return the answer booklet, and the Admit Card's counterfoil before leaving the Examination Hall.

Failing to do any of the above will disqualify the Candidate.

INDIAN STATISTICAL INSTITUTE
Information regarding Programmes for Admission Tests 2023

Programme	Code	Forenoon (10.30 hrs to 12.30 hrs)			Afternoon (14.00 hrs to 16.00 hrs)		
		Test Subject	Test Type	Test Code	Test Subject	Test Type	Test Code
B.Stat. (Hons.)	BST	Mathematics	MCQ	UGA	Mathematics	Descriptive	UGB
B.Math. (Hons.)	BMT	Mathematics	MCQ	UGA	Mathematics	Descriptive	UGB
M.Stat	MST	Math./Stat	MCQ	PSA	Math./Stat.	Descriptive	PSB
M.Math	MMT	Mathematics	MCQ	PMA	Mathematics	Descriptive	PMB
MS (QE)	MQE	Mathematics/ Economics	MCQ	PEA	Mathematics/ Economics	Descriptive	PEB
MS (QMS)	MQM	Mathematics	MCQ	QMA	Mathematics	Descriptive	QMB
MS (LIS)	MLI	Quantitative Ability, Reasoning Ability	MCQ	PLA	Essays and English Comprehension	Descriptive	PLB
MTech (CS)	MCS	Math./Comp. Science	MCQ	PCA	Math./ Comp. Science	Descriptive	PCB
MTech (CrS)	MCY	Math./Comp. Science	MCQ	PCA	Math. / Comp. Science	Descriptive	PCB
MTech (QROR)	MQR	Mathematics	MCQ	MMA	Stat./Probability/ Math./Engg.	Descriptive	PQB
PG Diploma in Statistical Methods and Analytics	DST	Mathematics	MCQ	DST	No Test	-	-
PG Diploma in Agri. Rural Management with Statistical Methods and Analytics	DAR	Math./Statistics	MCQ	DRA	No Test	-	-
PG Diploma in Applied Statistics	DAS	Math./English/ Logical Reasoning	MCQ	DST	No Test	-	-
Junior Research Fellowship (JRF)							
JRF in Statistics	JST	Math./Stat.	Descriptive	STA	Math./Stat.	Descriptive	STB
JRF in Mathematics	JMT	Mathematics	Descriptive	MTA	Mathematics	Descriptive	MTB
JRF in Quantitative Economics	JQE	Mathematics	Descriptive	QEA	Economics	Descriptive	QEB
JRF in Computer Science	JCS	Elements of Computer Science, Mathematics	Descriptive	CSA	Computer Science, Mathematics	Descriptive	CSB
JRF in Quality, Reliability and Operations Research	JQR	Mathematics	MCQ	MMA	Math., Statistics, OR, SQC, Reliability, Quality Management and Systems	Descriptive	QRB
JRF in Physics & Applied Mathematics	JPM	Mathematics	MCQ	MMA	Mathematics/Physics	Descriptive	PHB
JRF in Biological Sciences (Agri. & Ecology Research)	JAЕ	Agri. Science, Basic Statistics	MCQ	AEA	Agri. Science, Basic Statistics	Descriptive	AEB
JRF in Sociology	JSO	Sociology, Stat	MCQ	SOA	Sociology, Stat	Descriptive	SOB
JRF in Library and Information Science	JLI	Library & Information Science	MCQ	LIA	Library & Information Science	Descriptive	LIB

२५		पृष्ठ सं.
	विद्यया ऽ मृतमश्नुते	
UNITE IN DIVERSITY		

Candidate's Name (in Capital Letters)

[illegible]

REGISTRATION NUMBER (use PEN only)											
<input type="text"/>	<input type="text"/>	<input type="text"/>	—	<input type="text"/>	<input type="text"/>	—	<input type="text"/>	<input type="text"/>	<input type="text"/>	<input type="text"/>	<input type="text"/>
BMT	<input type="radio"/>	AD	<input type="radio"/>	IM	<input type="radio"/>		<input type="radio"/>	0	0	0	0
BST	<input type="radio"/>	AG	<input type="radio"/>	JP	<input type="radio"/>		<input type="radio"/>	1	1	1	1
DAR	<input type="radio"/>	AH	<input type="radio"/>	JS	<input type="radio"/>		<input type="radio"/>	2	2	2	2
DAS	<input type="radio"/>	AJ	<input type="radio"/>	KL	<input type="radio"/>		<input type="radio"/>	3	3	3	3
DST	<input type="radio"/>	AL	<input type="radio"/>	KM	<input type="radio"/>		<input type="radio"/>	4	4	4	4
JAE	<input type="radio"/>	AM	<input type="radio"/>	KN	<input type="radio"/>		<input type="radio"/>	5	5	5	5
JLI	<input type="radio"/>	AS	<input type="radio"/>	LN	<input type="radio"/>		<input type="radio"/>	6	6	6	6
JPM	<input type="radio"/>	AT	<input type="radio"/>	MB	<input type="radio"/>		<input type="radio"/>	7	7	7	7
JQR	<input type="radio"/>	AZ	<input type="radio"/>	MD	<input type="radio"/>		<input type="radio"/>	8	8	8	8
JSO	<input type="radio"/>	BB	<input type="radio"/>	MN	<input type="radio"/>		<input type="radio"/>	9	9	9	9

MCQ Test Code	
AEA <input type="radio"/>	PLA <input type="radio"/>
DRA <input type="radio"/>	PMA <input type="radio"/>
DST <input type="radio"/>	PSA <input type="radio"/>
LIA <input type="radio"/>	QMA <input type="radio"/>
MMA <input type="radio"/>	SOA <input type="radio"/>
PCA <input type="radio"/>	UGA <input type="radio"/>
PEA <input type="radio"/>	






Question Booklet No.				
0	0	0	0	0
1	1	1	1	1
2	2	2	2	2
3	3	3	3	3
4	4	4	4	4
5	5	5	5	5
6	6	6	6	6
7	7	7	7	7
8	8	8	8	8
9	9	9	9	9



MCS	<input type="radio"/>	BE	<input type="radio"/>	MU	<input type="radio"/>	
MCY	<input type="radio"/>	BG	<input type="radio"/>	MZ	<input type="radio"/>	PwD
MLI	<input type="radio"/>	BH	<input type="radio"/>	ND	<input type="radio"/>	
MMT	<input type="radio"/>	BK	<input type="radio"/>	NG	<input type="radio"/>	
MQE	<input type="radio"/>	BL	<input type="radio"/>	NH	<input type="radio"/>	YES <input type="radio"/>
MQM	<input type="radio"/>	BP	<input type="radio"/>	NL	<input type="radio"/>	
MQR	<input type="radio"/>	CB	<input type="radio"/>	PR	<input type="radio"/>	NO <input type="radio"/>
MST	<input type="radio"/>	CC	<input type="radio"/>	PT	<input type="radio"/>	
		CH	<input type="radio"/>	PU	<input type="radio"/>	
		CM	<input type="radio"/>	RG	<input type="radio"/>	
		CN	<input type="radio"/>	RN	<input type="radio"/>	
		CT	<input type="radio"/>	RP	<input type="radio"/>	Category
		DB	<input type="radio"/>	RP	<input type="radio"/>	
		DG	<input type="radio"/>	SC	<input type="radio"/>	GEN <input type="radio"/>
		DH	<input type="radio"/>	SG	<input type="radio"/>	
		DN	<input type="radio"/>	SL	<input type="radio"/>	SC <input type="radio"/>
		DP	<input type="radio"/>	TR	<input type="radio"/>	
		ER	<input type="radio"/>	TV	<input type="radio"/>	ST <input type="radio"/>
		GG	<input type="radio"/>	TZ	<input type="radio"/>	
		GH	<input type="radio"/>	VD	<input type="radio"/>	OBC-NCL <input type="radio"/>
		GT	<input type="radio"/>	VJ	<input type="radio"/>	
		HY	<input type="radio"/>	VN	<input type="radio"/>	EWS <input type="radio"/>
		ID	<input type="radio"/>	VP	<input type="radio"/>	

FILLING INSTRUCTIONS

1. Do NOT write more than one letter / digit in one box.
2. Shade the correct bubble using BALL POINT pen with black ink only.
3. Erasing or changing of answer is NOT allowed.
4. Rough work must NOT be done on this OMR sheet. It can be done on your question booklet only.
5. Do NOT fold this OMR sheet.

EXAMPLES OF SHADING	
INCORRECT SHADING	   
CORRECT SHADING	

ANSWER

01	(A)	(B)	(C)	(D)
02	(A)	(B)	(C)	(D)
03	(A)	(B)	(C)	(D)
04	(A)	(B)	(C)	(D)
05	(A)	(B)	(C)	(D)
06	(A)	(B)	(C)	(D)
07	(A)	(B)	(C)	(D)
08	(A)	(B)	(C)	(D)
09	(A)	(B)	(C)	(D)
10	(A)	(B)	(C)	(D)
11	(A)	(B)	(C)	(D)
12	(A)	(B)	(C)	(D)
13	(A)	(B)	(C)	(D)
14	(A)	(B)	(C)	(D)
15	(A)	(B)	(C)	(D)
16	(A)	(B)	(C)	(D)
17	(A)	(B)	(C)	(D)
18	(A)	(B)	(C)	(D)
19	(A)	(B)	(C)	(D)
20	(A)	(B)	(C)	(D)
21	(A)	(B)	(C)	(D)
22	(A)	(B)	(C)	(D)
23	(A)	(B)	(C)	(D)
24	(A)	(B)	(C)	(D)
25	(A)	(B)	(C)	(D)
26	(A)	(B)	(C)	(D)
27	(A)	(B)	(C)	(D)
28	(A)	(B)	(C)	(D)
29	(A)	(B)	(C)	(D)
30	(A)	(B)	(C)	(D)

Invigilator's Full Signature