



GUIDELINES FOR FILLING THE ONLINE APPLICATION FORM

Contents

BEFORE YOU START	2
REGISTRATION.....	3
Registration Form	4
Activation and Validation of Registration	5
APPLICATION PROCESS	7
Applicant Details.....	10
Photo and Signature Upload	11
Academic Details	12
Document Details	13
Centre Choice	14
Preview of Application	14
Payment of Application Fee	16



BEFORE YOU START

Please have the following items ready:

For Registration on the application portal

- Email ID
- Mobile number

For completing the online application form

- **Clear digital/ scanned colour photograph taken against light background**
 - Passport-size photo (4.5 cm x 3.5 cm)
 - Face coverage approximately 60%.
 - Permissible image size: 100-150KB
 - Only jpeg and jpg formats are allowed.
- **Scanned signature**
 - Signature must be on white background with black/ blue ink pen.
 - Signature image must be cropped to a 3 cm X 7 cm box.
 - Permissible image size: 50-100KB
 - Only jpeg and jpg formats are allowed.
- **Scanned copies of marksheets/ grade cards for all school/ college/ university examinations taken, starting with the 10th standard or equivalent**
 - Uploaded image size: less than 200KB
 - Scan to be done in 100dpi only.
 - Only jpeg, jpg, bmp, pdf formats are allowed.
- **Scanned copies of valid caste (SC/ ST/ OBC-NCL) and/or disability certificates as applicable**
 - Uploaded image size: less than 200KB
 - Scan to be done in 100dpi only.
 - Only jpeg, jpg, bmp and pdf formats are allowed.
 - **Note: OBC-NCL certificates issued prior to April 1, 2019 will not be considered to be valid**
- **Employment details (non-mandatory) if applicable**
 - name of employer(s)
 - corresponding duration(s) of employment
 - corresponding designation(s)/ position(s)
 - corresponding nature of work/ experience including publications (if applicable)
- **If seeking waiver from written tests, scanned copies (size \leq 200KB, resolution \leq 100dpi, jpeg, jpg, bmp and pdf formats) of**
 - INMO Certificate issued by NBHM (for B.Stat./B.Math.)
 - GATE score card (for M.Tech. (CS/CrS))

For payment of application fee

- Credit Card/ Debit Card/ Net Banking Details as required.



REGISTRATION

On clicking the link <https://isical.ucanapply.com>, you will be directed to the webpage of the Application Portal for the ISI Admission Test 2023, having an [Applicant Login](#) Box.

On the right side of the page, in the APPLICANT LOGIN box, there is a link for [New Registration](#) just below the [Sign In](#) button. Please click on this link.



IMPORTANT DATES
Application Starts : 10-03-2023 Application Ends : 05-04-2023 Payment Ends : 08-04-2023 Admission Test : 14-05-2023

Bachelors

Masters

M.Tech.

PG Diploma

JRF

Academic Programmes:

- Bachelor of Statistics (Honours) [B Stat (Hons)]
- Bachelor of Mathematics (Honours) [B Math (Hons)]

ISI PROSPECTUS 2023 : [Click Here](#)

Guideline for filling Online Application : [Click Here](#)

Admission notification: [Click Here](#)

Frequently Asked Questions (FAQs): [Click Here](#)

HELPDESK - 6 A.M TO 11.59 PM (7 DAYS)
Phone: 6292218757 and 6292218758
Email: isiadmission2023@isical.ac.in

APPLICANT LOGIN

Existing user?

[Sign In](#)

Forgot Password? [Click Here](#)

[New Registration](#)

[Activate Your Account](#)

Click here

When you click on the link you will be led to a Registration Form (shown on the next page) asking for various details. Each mandatory field is identified through a red asterisk. These fields cannot be left blank. After you fill in the details, you can click on the [Sign up](#) button at the bottom to complete the registration process.

Registration Form

REGISTRATION

Email ID:*

Please note that all communication related to your Application including link for activation of registration will be sent to this email id.

Password:*

Confirm Password:*

Your password length should be 8-20. (It must contain at least one letter, one number and one special character).

Name of Applicant:*

Banti

Kumar

Soni

Date of Birth:*

07

▼

September

▼

1990

▼

Gender:*

MALE

▼

Father's Name:

Shri Bharat Soni

Please do not add any salutation like Mr./Dr. etc. before the Name.


Mother's Name:*

Smt. Deepa Devi

Please do not add any salutation like Ms./Mrs./Dr. etc. before the Name.

Mobile No. of the Applicant:*

Captcha:*



Not readable? [Change text.](#)

Enter captcha word here :

espia

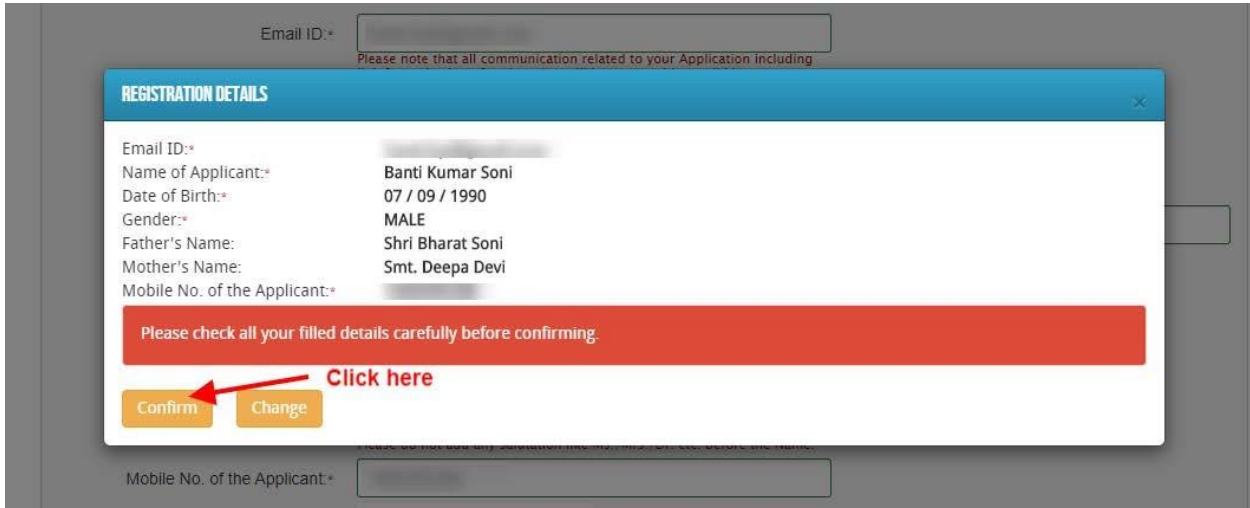
Sign up

← Click here

Already Registered? [Back to Login](#)

PLEASE NOTE THAT DETAILS SUBMITTED DURING REGISTRATION CANNOT BE CHANGED LATER. THEREFORE, PLEASE ENSURE THAT YOU DO NOT PROVIDE ERRONEOUS INFORMATION IN THIS FORM.

When you click the [Sign up](#) button here get a new pop-up containing [Registration Details](#) provided by you. For confirmation, please click the [Confirm](#) button at the bottom to complete the registration process or click on the [Change](#) button if some changes need to be made.



Email ID:*

Please note that all communication related to your Application including

REGISTRATION DETAILS

Email ID:*

Name of Applicant: Banti Kumar Soni

Date of Birth: 07 / 09 / 1990

Gender: MALE

Father's Name: Shri Bharat Soni

Mother's Name: Smt. Deepa Devi

Mobile No. of the Applicant:*

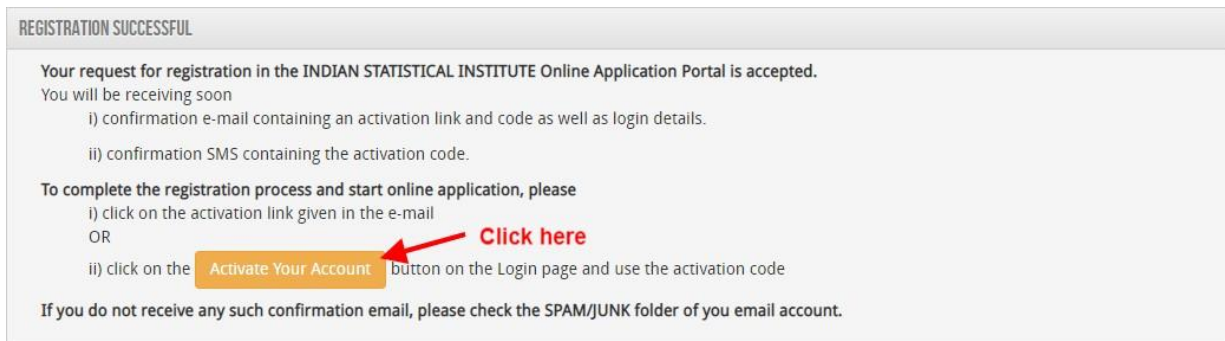
Please check all your filled details carefully before confirming.

[Confirm](#) [Change](#) **Click here**

Mobile No. of the Applicant:*

Activation and Validation of Registration

On successful submission of registration details, you will be shown a confirmation message on the screen.



REGISTRATION SUCCESSFUL

Your request for registration in the INDIAN STATISTICAL INSTITUTE Online Application Portal is accepted.
You will be receiving soon

- i) confirmation e-mail containing an activation link and code as well as login details.
- ii) confirmation SMS containing the activation code.

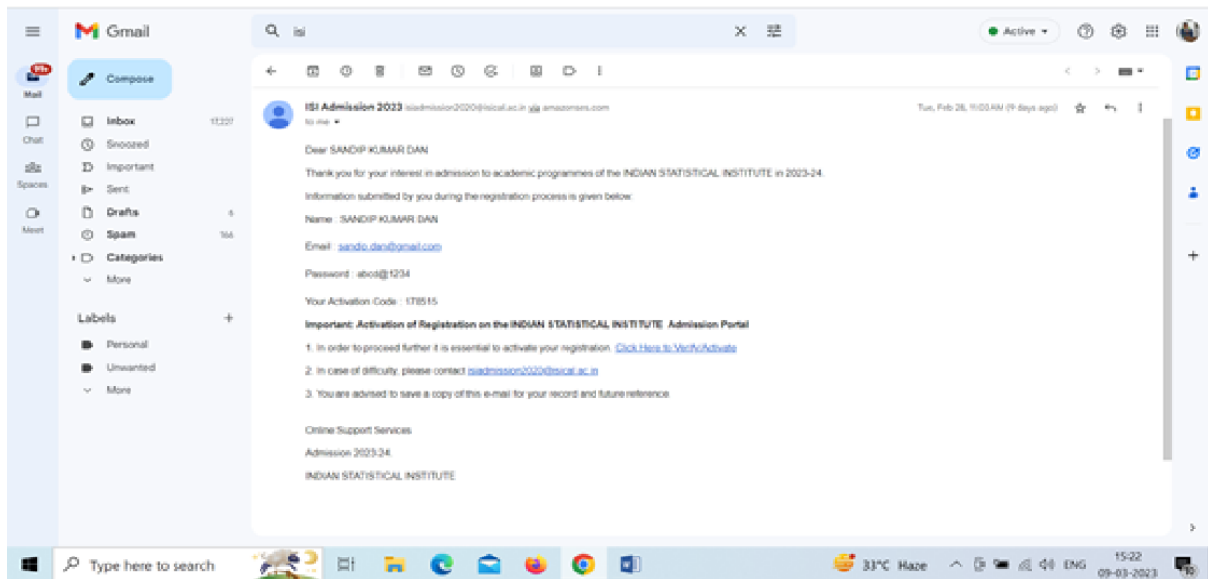
To complete the registration process and start online application, please

- i) click on the activation link given in the e-mail
- OR
- ii) click on the [Activate Your Account](#) button on the Login page and use the activation code

Click here

If you do not receive any such confirmation email, please check the SPAM/JUNK folder of you email account.

You will receive an email (see next page for format of this email) on your registered email address (the email ID provided by you in the Registration Form) and a validation code on your registered mobile number. This email will contain an activation link. You should click on this activation link to confirm and complete your registration process. You will also receive an SMS on your registered mobile number with the same information.



You can also activate your account by clicking on the **Activate Your Account** button on the login page.

Note: This confirmation and activation link email might end up in your Spam Folder or Junk Folder. So, in case you do not find the registration confirmation email in your Inbox, please check your Spam Folder or Junk Folder. If you find this email in your Spam Folder or Junk Folder, please report it as Not Spam and/or add the sender ([ISI Admission 2023](#)) to your contact list so that the subsequent emails from it always reach your Inbox. Always check your Spam Folder or Junk Folder for emails from the ISI Application Portal.

Click on this activation link received in the email. Your account will not be activated until you have clicked on this activation link, so please do not forget this important step.

ACTIVATION

Username*

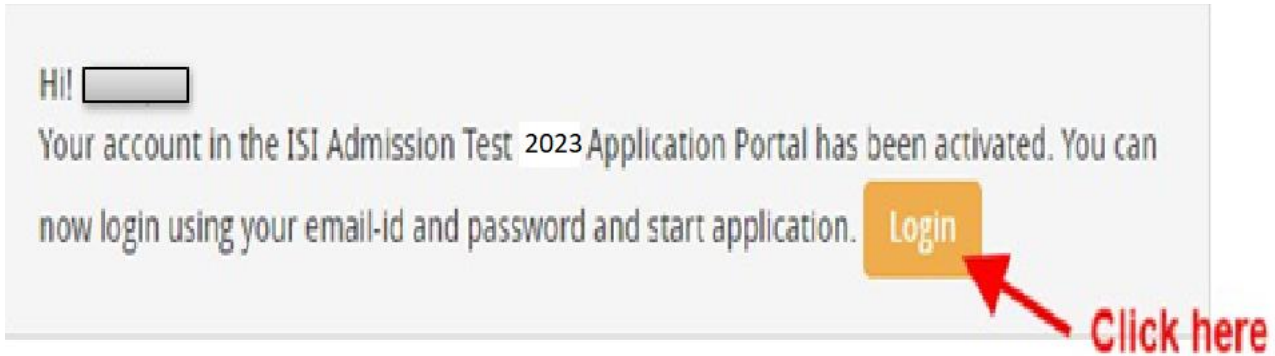
Enter Activation Code / OTP*

Click here

(Use activation code sent on your registered email ID and mobile number)



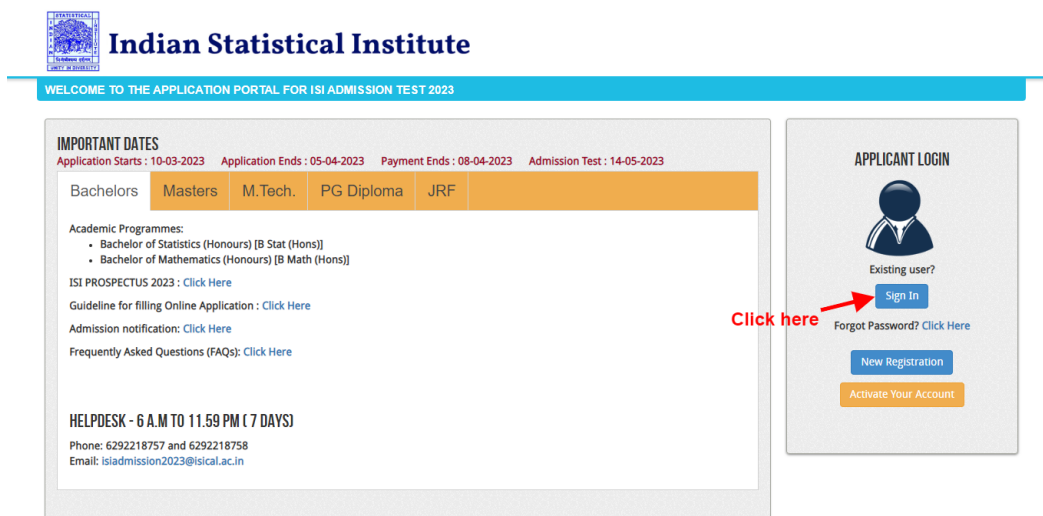
On clicking the activation link, you will be directed to the validation page in which you are required to give the validation code sent on your registered mobile number. Enter the validation code received on your registered mobile number to complete the registration process.



On successful validation, you will be directed to the [My Application](#) Section where you will be able to select the programme that you wish to apply to.

APPLICATION PROCESS

After activation and validation of your Registration on the Indian Statistical Institute, you can log into the Application Portal at <https://isical.ucanapply.com>





SIGN IN

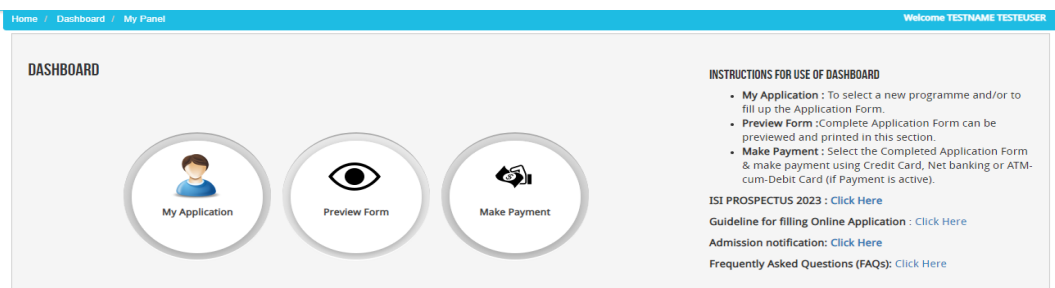
Email Address

Password

[Forgot Password?](#)

Click here

After signing in via the pop-up window shown above, you will be directed to the [Dashboard](#) as shown below. To start a new application or to return to an existing saved application, click on the [My Application](#) Button.



Home / Dashboard / My Panel Welcome TESTNAME TESTEUSER

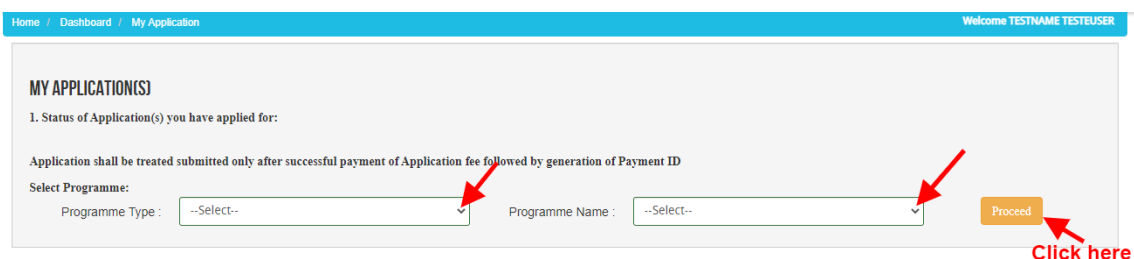
DASHBOARD

INSTRUCTIONS FOR USE OF DASHBOARD

- My Application :** To select a new programme and/or to fill up the Application Form.
- Preview Form :** Complete Application Form can be previewed and printed in this section.
- Make Payment :** Select the Completed Application Form & make payment using Credit Card, Net banking or ATM-cum-Debit Card (if Payment is active).

ISI PROSPECTUS 2023 : [Click Here](#)
 Guideline for filling Online Application : [Click Here](#)
 Admission notification: [Click Here](#)
 Frequently Asked Questions (FAQs): [Click Here](#)

You will be taken to the following page where you can select the programme you wish to apply to as well as the centre of choice.



Home / Dashboard / My Application Welcome TESTNAME TESTEUSER

MY APPLICATION(S)

1. Status of Application(s) you have applied for:

Application shall be treated submitted only after successful payment of Application fee followed by generation of Payment ID

Select Programme:

Programme Type :

Programme Name :

Click here



Indian Statistical Institute

After you make your selection and click the **Proceed** button, you will see a pop-up window (as shown below) with the eligibility criteria for the selected programme. You are expected to go through the matter carefully and ensure that the conditions apply to you. You can proceed further only after you check the box to confirm that you have read the information provided and that you satisfy the eligibility conditions.

The screenshot shows the Indian Statistical Institute application portal. A pop-up window titled "ELIGIBILITY CRITERIA" is displayed over the "MY APPLICATION(S)" section. The pop-up contains the following text:

In order to be eligible for admission to this programme, an applicant must have successfully completed 10+2 years of Higher Secondary Education (or its equivalent) with Mathematics and English as subjects.

☒ I have read the above and confirm that I satisfy the above eligibility conditions

[Click here to proceed](#)

Below the pop-up, the "MY APPLICATION(S)" section is visible, showing the status of the application and the selected programme (Bachelors). A red arrow points to the "Click here" text below the pop-up.

You will then be directed to the APPLICATION INFO page which is shown below.

The screenshot shows the Indian Statistical Institute application portal. The "APPLICATION INFO" page is displayed, showing the status of the application. A red arrow points to the "Application Status" link in the left sidebar.

APPLICATION INFO

STATUS OF APPLICATION

APPLICANT DETAILS FOR BACHELOR OF STATISTICS (HONOURS):

Stage	Description	Status
1	Application Details	Incomplete
2	Photo And Signature	Incomplete
3	Academic Details	Incomplete
4	Document Details	Incomplete
5	Programme Location	Incomplete
6	Exam Center Preference	Incomplete
7	Preview And Confirm	Incomplete

Note: Each mandatory field in the application form has been marked with red asterisk. They MUST be filled up, else you will be not be allowed to save the information entered to the form and proceed further.

On the **APPLICATION INFO** page, click on the **Application Details** tab to start the application process. A specimen of the page is given below.

Applicant Details

APPLICATION INFO

Back to My Application

Application Status

Application Details

Photo And Signature

Academic Details

Document Details

Centre Choice

Preview And Confirm

APPLICANT DETAILS FOR BACHELOR OF STATISTICS (HONOURS) : BSTK

Candidate Name:

Banti

Kumar

Soni

Father's Name:

Shri Bharat Soni

Mother's Name:

Smt. Deepa Devi

Category:

GENERAL

Physically Challenged:

No

Date of Birth:

07

September

1990

29 years, 4 months, 2 days (as on 09-01-2020)

Gender:

MALE

Nationality:

Indian

Father's Occupation:

Govt Employee

Mother's Occupation:

House Wife

Guardian Name:

Shri Bharat Soni

Relationship with Guardian:

Father

Guardian Address:

116/C 2nd floor, Raheja Apartment, Subhash Park, Calcutta, WB

Guardian Contact No.:

Are you an INMO awardee? :

No

Have you ever joined in the same programme you are applying for? :

No

PERMANENT ADDRESS

Building/House No and Street name:

116/C 2nd floor, Raheja Apartment

Landmark:

Raheja Apartment

City/Town/Village:

Calcutta

Post Office:

Calcutta

District:

Calcutta

State:

West Bengal

PIN:

713385

Father/Guardian Mobile No.:

LandLine Phone:

Std code

CORRESPONDENCE ADDRESS * SAME AS PERMANENT ADDRESS

Building/House No and Street name:

116/C 2nd floor, Raheja Apartment

Landmark:

Raheja Apartment

City/Town/Village:

Calcutta

Post Office:

Calcutta

District:

Calcutta

State:

West Bengal

Pin:

713385

Father/Guardian Mobile No.:

LandLine Phone:

Std code

Email :

Mobile :

Note: * marked fields are mandatory

Click here

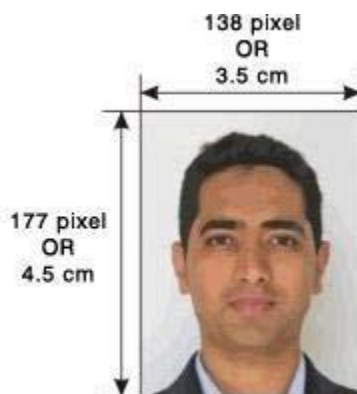
Save & Proceed

Photo and Signature Upload

After filling up the Application Details and saving it successfully, you will be directed to the [Photo and Signature](#) page (given at the bottom of this page), where you will have to upload image files with your photograph and signature as follows:

Step 1: To upload the image file of you scanned passport size colour photograph, click the Choose File button on the left. To upload the selected file, click the [Upload Photo](#) button at the bottom.

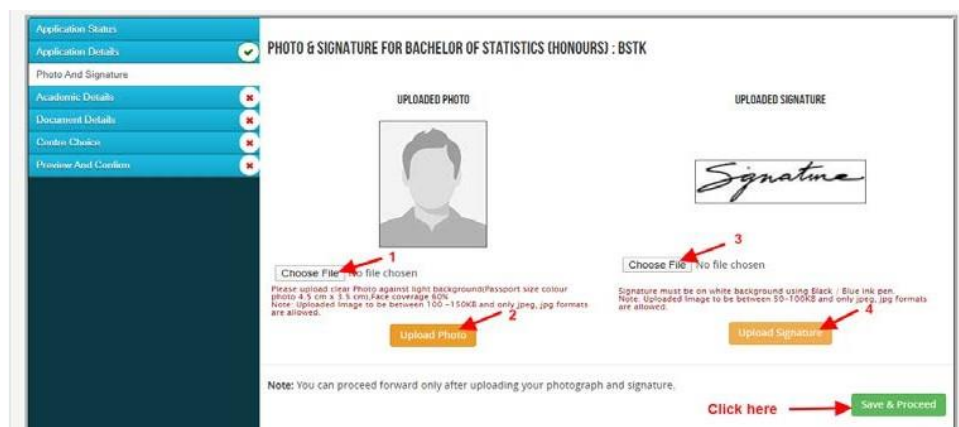
The image file to be uploaded should contain a clear colour photograph against a light background, of size 4.5 cm x 3.5 cm with face coverage 60%. Its size should be in the range 100-150 KB; only jpeg and jpg formats are allowed.



If you face any problem in uploading your photo or if it is rejected by the system for exceeding the size limit, then you can try to upload it after resizing it with the Crop of any standard photo editor.

Step 2: To upload the image file of your scanned signature, click the Choose File button on the right. To upload the selected file, click the [Upload Signature](#) button at the bottom.

The signature must be on a white background using Black / Blue ink pen, and it scan should be cropped to a 3 cm x 7 cm box. The file size should be between 50 and 100 KB in size and in the jpeg or jpg format.



Application Status

Application Details ✓

Photo And Signature

Academic Details ✗

Document Details ✗

Combo Choices ✗

Preview And Confirm ✗

PHOTO & SIGNATURE FOR BACHELOR OF STATISTICS (HONOURS) : BSTK

UPLOADED PHOTO

UPLOADED SIGNATURE

Choose File No file chosen

Choose File No file chosen

Upload Photo

Upload Signature

Note: You can proceed forward only after uploading your photograph and signature.

Click here → Save & Proceed



Academic Details

After successful upload of your photo and signature, clicking on the **Save & Proceed** button at the bottom of the page will take you to the Academic Details section (see the screenshot given below), where it is mandatory for you to enter details (including results) related to your academic career, starting from the 10th standard examination right up to the qualifying examination for the programme that you are applying for.



Home / Dashboard / Academic Details Welcome TESTNAME TESTEUSER

APPLICATION INFO

Application Status

Application Details

Photo And Signature

Academic Details

Document Details

Programme Location

Exam Center Preference

Preview And Confirm

ACADEMIC DETAILS FOR BACHELOR OF STATISTICS (HONOURS) : ISICAL

Name of the Examination	Board / University	Year of Passing / Appearing	School Name/College	Div/ Grade	Percentage/ CGPA	Marks Obtained/ CGPA	Total Marks
10th std. *	Chhattisgarh	2011	SSMM	FIRST	Percentage	500	600
					83.33		
(10+2)th std. *	Chhattisgarh	2013	SSMM	FIRST	Percentage	450	600
			<input type="checkbox"/> Result Awaited.		75		

Note:

- Board / University and School / College Names are mandatory.
- Select "Result Awaited" if Marks/CGPA not available.
- Candidates are instructed to read the eligibility clauses carefully from prospectus before applying to any Programme, **INDIAN STATISTICAL INSTITUTE** will not be responsible for errors made by candidates in such cases, and application fees paid in such cases will not be refunded.

Note: * marked fields are mandatory

Save & Proceed

Click here

Please ensure that the information you have provided in this section is accurate before saving and proceeding.

Document Details

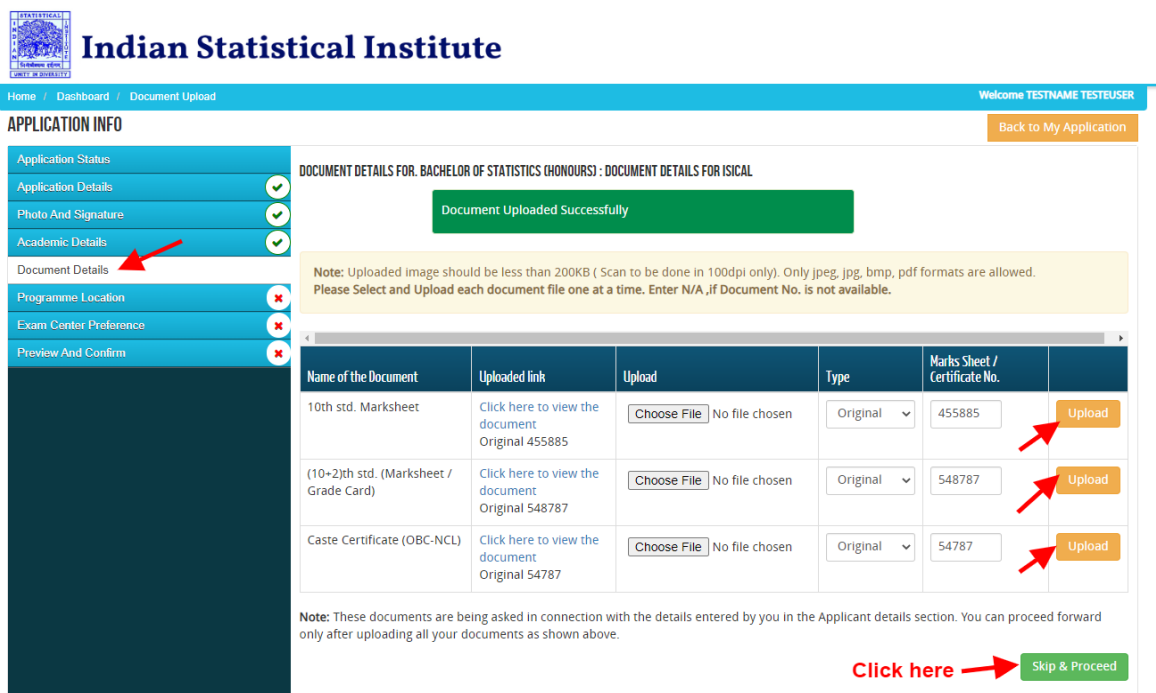
After filling up the [Academic Details](#) successfully, when you click on the [Save & Proceed](#) button at the bottom of the page, you will be directed to the [Documents Details](#) section, where you will be required to upload scanned copies of all relevant documents.

Please make sure that the size of the image file for each document is less than 200KB, the scan has been done at a maximum resolution of 100 dpi, and the format of the image is jpeg, jpg, bmp or pdf.

Documents to be uploaded include

- Marksheets/score cards of all examinations passed, from the 10th standard to the qualifying degree.
- valid caste (SC/ ST/ OBC–NCL) and/or disability certificates as applicable
- supporting documents for written test waiver, like
 - INMO Certificate issued by NBHM (for B.Stat./B.Math.)
 - GATE score card (for M.Tech. (CS/CrS))

Please select document files one at a time for uploading. The figure below illustrates the sequence (1, 2, 3, 4) in which you should proceed.



Indian Statistical Institute

Home / Dashboard / Document Upload

Welcome TESTNAME TESTUSER

[Back to My Application](#)

APPLICATION INFO

Application Status: ☒

Application Details: ☒

Photo And Signature: ☒

Academic Details: ☒ (Selected)

Document Details: ☒

Programme Location: ☒

Exam Center Preference: ☒

Preview And Confirm: ☒

DOCUMENT DETAILS FOR: BACHELOR OF STATISTICS (HONOURS) : DOCUMENT DETAILS FOR ISICAL

Document Uploaded Successfully

Note: Uploaded image should be less than 200KB (Scan to be done in 100dpi only). Only jpeg, jpg, bmp, pdf formats are allowed. Please Select and Upload each document file one at a time. Enter N/A ,if Document No. is not available.

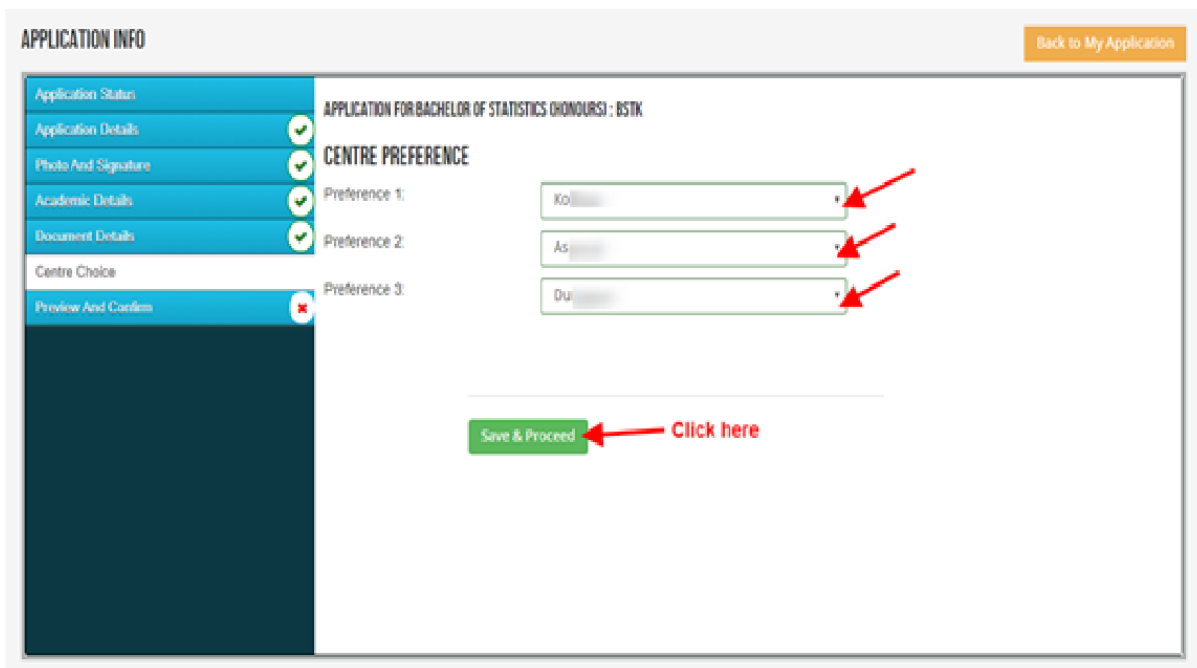
Name of the Document	Uploaded link	Upload	Type	Marks Sheet / Certificate No.	
10th std. Marksheet	Click here to view the document Original 455885	<input type="button" value="Choose File"/> No file chosen	Original	455885	<input type="button" value="Upload"/>
(10+2)th std. (Marksheet / Grade Card)	Click here to view the document Original 548787	<input type="button" value="Choose File"/> No file chosen	Original	548787	<input type="button" value="Upload"/>
Caste Certificate (OBC-NCL)	Click here to view the document Original 54787	<input type="button" value="Choose File"/> No file chosen	Original	54787	<input type="button" value="Upload"/>

Note: These documents are being asked in connection with the details entered by you in the Applicant details section. You can proceed forward only after uploading all your documents as shown above.

[Click here](#)

Centre Choice

After successful completion of the document upload process, by clicking on the **Save & Proceed** button at the bottom of the **Document Details** page, you reach a page where you can indicate your **Centre Preference**, that is, you can choose three cities in order of your preference as centres where you would like to appear for the ISI Admission Test 2023. This Test will be conducted in 66 cities located all over India.





APPLICATION INFO [Back to My Application](#)


Application Status
Application Details ✓
Photo And Signature ✓
Academic Details ✓
Document Details ✓
Centre Choice
Preview And Confirm ✗


APPLICATION FOR BACHELOR OF STATISTICS (HONOURS) : BSTK

CENTRE PREFERENCE

Preference 1: 

Preference 2: 

Preference 3: 


[Save & Proceed](#)  **Click here**

Preview of Application


After an applicant completes filling up all the sections of the Application Form, s/he can preview the entire form by clicking on the **Preview and Confirm** button on the left of the screen. In case there is a need to edit certain details, he/she can do so by clicking the **Cancel** button at the bottom. To confirm the details entered, the candidate must tick the checkbox at the bottom of the page and click on the **Confirm & Submit** button. Once confirmed, the application form cannot be edited any more.

You can also preview your form from the Dashboard.

The layout of the Form Preview page is shown below.



INDIAN STATISTICAL INSTITUTE
 203 Barrackpore Trunk Road, Kolkata 700106, India
APPLICATION FORM FOR ADMISSION
 Session :



1. Personal Information:
 Name: **DANTI KUMAR SONI** Date of Birth: **07 September, 1999**
 Gender: **Male** Nationality: **Indian**
 Programme: **Bachelor of Statistics (Honours)** Category: **GENERAL**
 Disability Certificate: **No**
 Centre Preference:
 1. Ko:
 2. Au:
 3. Du:

2. Permanent Address:
 Street/Area: **116/c 2nd Floor, Raheja Apartment, Raheja Apartment, Calcutta**
 Post Office: **Calcutta** District: **Calcutta**
 PIN/ZIP code: **713385** State: **West Bengal**
 Landline No.: Mobile No.:

3. Communication Address:
 (a) Street/Area: **116/c 2nd Floor, Raheja Apartment, Raheja Apartment, Calcutta**
 (b) Post Office: **Calcutta** (c) District: **Calcutta**
 (d) PIN/ZIP code: **713385** (e) State: **West Bengal**
 (f) Landline No.: (g) Mobile No.:

4. Mobile No.: **5. E-mail:**

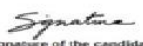
6. Family Details:
 Father's Name: **Shri Bharat Soni** Mother's Name: **Smt. Deepa Devi**
 Occupation: **Govt Employee** Occupation: **House Wife**

7. Local Guardian Details:
 Guardian Name: **Shri Bharat Soni** Relation: **Father**
 Contact:

8. Educational Qualification:

Name of Examination	Year	Division/Grade	Name of School/ College	Name of Board/ University	Total Marks	Total Secured	% of marks
10th std.	2005	A	DAV High School HS	West Bengal Board of Secondary Education, Calcutta	800	785	98.13
(10+2)th std.	2007	A	DAV High School HS	West Bengal Council of Higher Secondary Education, Calcutta	500	465	93

DECLARATION:
 I hereby declare that the information provided above by me is true and accurate to the best of my knowledge and belief.
 Date: **09-01-2020**
Printed on : 09-01-2020 01:07 PM


 (Signature of the candidate)


Check here

☒ I CONFIRM THE ABOVE

Confirm & Submit
Cancel

Click here


The **Proceed to Payment** button become available at this point (see next page). By clicking on it you can reach a page from which you will be directed to the payment gateway. Online payment of the application fee can be made here through credit/debit card or net banking.

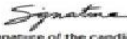


INDIAN STATISTICAL INSTITUTE
203 Barrackpore Trunk Road, Kolkata 700106, India

APPLICATION FORM FOR ADMISSION

Session :



1. Personal Information:							
Name:	BANTI KUMAR SONI	Date of Birth:	07 September, 1990				
Gender:	Male	Nationality :	Indian				
Programme:	Bachelor of Statistics (Honours)	Category :	GENERAL				
Disability Certificate:	No						
Centre Preference:	1. Kc 2. As 3. Di						
2. Permanent Address:							
Street/Area:	116/c 2nd Floor, Raheja Apartment, Raheja Apartment, Calcutta						
Post Office:	Calcutta	District:	Calcutta				
PIN/ZIP code:	713385	State:	West Bengal				
Landline No.:		Mobile No.:					
3. Communication Address:							
(a) Street/Area:	116/c 2nd Floor, Raheja Apartment, Raheja Apartment, Calcutta						
(b) Post Office:	Calcutta	(c) District:	Calcutta				
(d) PIN/ZIP code:	713385	(e) State:	West Bengal				
(f) Landline No.:		(g) Mobile No.:					
4. Mobile No.:		5. E-mail:					
6. Family Details:							
Father's Name:	Shri Bharat Soni	Mother's Name:	Smt. Deepa Devi				
Occupation:	Govt Employee	Occupation:	House Wife				
7. Local Guardian Details:							
Guardian Name:	Shri Bharat Soni	Relation:	Father				
Contact:							
8. Educational Qualification:							
Name of Examination	Year	Division/Grade	Name of School/ College	Name of Board/ University	Total Marks	Total Secured	% of marks
10th std.	2005	A	DAV High School HS	West Bengal Board of Secondary Education, Calcutta	800	785	98.13
(10+2)th std.	2007	A	DAV High School HS	West Bengal Council of Higher Secondary Education, Calcutta	500	465	93
DECLARATION: I hereby declare that the information provided above by me is true and accurate to the best of my knowledge and belief. Date: 09-01-2020 Printed on : 09-01-2020 02:02 PM							
				 (Signature of the candidate)			

[Click here](#)

[Proceed to Payment](#) [Back](#)

Payment of Application Fee

On the page that you reach at this point (see next page), you will find a dropdown menu for **Payment Type** with a single option, namely, **ONLINE**. Select this as well as one of the four payment options available, namely, **Credit Card**, **Debit Card**, **SBI Net Banking** and **Net Banking on Others**. The application fee that you will need to pay is displayed now on the right side of the screen, together with the applicable payment gateway charges, which vary with the payment option selected.

SELECT PAYMENT TYPE FOR APPLICATION FEE

Applicant Name : Banti Kumar Soni

Email-ID :

Mobile No. :

APPLICATION ID	Programme Name	Amount	Payment Type
202018413019	Bachelor of Statistics (Honours)	Rs. <input type="text"/>	ONLINE ▼

Select payment option
☐ Credit Card ☒ Debit Card ☐ SBI Net Banking ☐ Net Banking on Others

In case you have already tried to make payment, then press the refresh button and check the "My Application" page for the payment status. If payment ID is not displayed, then please make the payment again.

[Refresh Previous Payment](#)

Payment details	Fees
Application Fees	<input type="text"/>
Debit Card Payment Gateway Charges: 2.5% of the fees	
Total	

[Click here](#)

[Proceed To Pay](#)

When you click on the **Proceed to Pay** button at the bottom of the page, you will reach a page (as shown below) which displays a summary of the online payment you are required to make.

ONLINE PAYMENT

To proceed with the payment please click on the "Pay Now & Submit Application" button below or in case you want to cancel the payment process then click on the "Cancel" button. Please note that NO changes in the details furnished by you in the Application form would be possible once you make the payment of Fee.

Summary of Candidate :

Name: BANTI KUMAR SONI

Email:

Mobile Number:

Summary of the amount and TDR charges :

As per Banking / Payment Gateway rules, you would be also required to pay the online payment charges (TDR) in addition to the Application Fee as per the details given below:

Amount Payable: Rs.
 Payment Charges (TDR): Rs.
 Total Amount to be paid: Rs.

[Pay Now & Submit Application](#)

[Click here](#)

On clicking the **Pay Now & Submit Application** button at the bottom of this page, you will be directed to the payment gateway powered by Razorpay.



After successful payment you will get a Transaction Details message confirming that your online application has successfully been submitted. It will also provide your unique Order/Payment ID which will also be shown on the top left corner of your Application when you view it from your Dashboard. You will also receive a confirmatory email from EBS, the payments service provider.

Within twenty-four hours of successful payment of application fee, you should receive a confirmatory email to this effect from ISI ADMISSION 2023 (isiadmission2023@isical.ac.in). A computer-generated receipt for the fee paid by you will be appended to your Application and can be viewed from the Dashboard. Your Application Status will also confirm that you have completed the payment with success.

In case payment fails for some reason, you can always initiate the process again through the Dashboard.